

Navjeevan Education Society's  
**NAVJEEVAN LAW COLLEGE**

Shivshakti Chowk, 4th scheme, CIDCO, Nashik- 422008

Phone no. - 0253-2372157, 2379751

Website: [www.navjeevanlawcollege.com](http://www.navjeevanlawcollege.com) Email: [navlawcollege@gmail.com](mailto:navlawcollege@gmail.com)

---

## Student Satisfaction Survey on Teaching Learning Process 2021-22

---

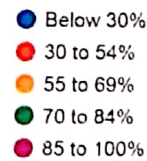
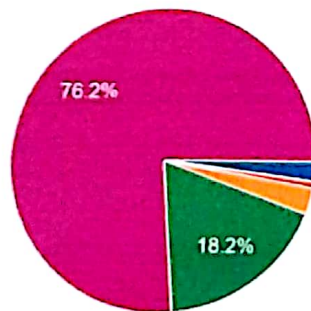
Following are questions for an online student satisfaction survey regarding the teaching learning process.

Q1. How much of the syllabus was covered in the class?

0- Below 30%	2.1%
1 - 30 to 54%	0.7%
2 - 55 to 69%	2.8%
3 - 70 to 84%	18.2%
4- 85 to 100%	76.2%

Q1 How much of the syllabus was covered in the class?


143 responses



Q2. Does your mentor take necessary follow-up with an assigned task to you ?

0- I don't have a mentor	6.5%
1- Rarely	0.7%
2- Occasionally	0.7%
3- Usually	21.6%
4- Every time	70.5%

Q2 Does your mentor take necessary follow-up with an assigned task to you.  
139 responses



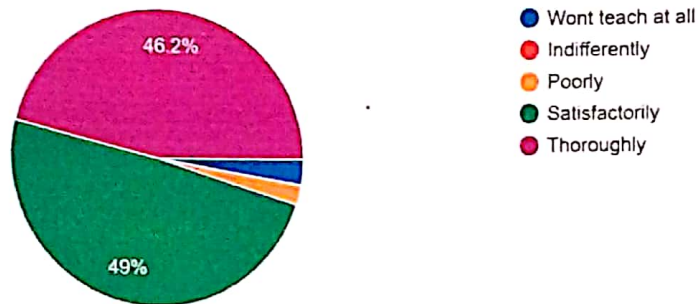
Q3 How well did the teachers prepare for the classes?

0- Wont teach at all	2.8%
1- Indifferently	0%
2- Poorly	2.1%
3- Satisfactorily	49%
4- Thoroughly	46.2%



Q3 How well did the teachers prepare for the classes?

143 responses

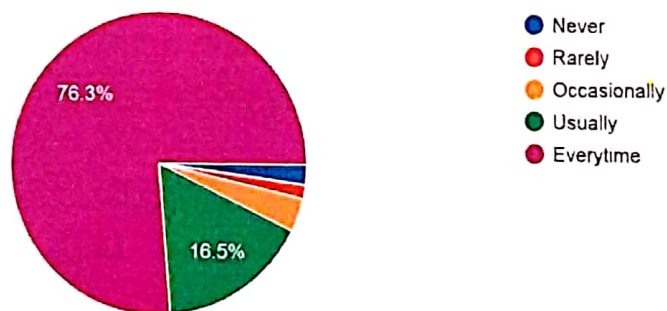


Q4 The teachers illustrate the concepts through examples and applications.


0- Never	2.2%
1-Rarely	1.4%
2-Occasionally	3.6%
3-Usually	16.5%
4-Every Time	76.3%

Q4 The teachers illustrate the concepts through examples and applications.

139 responses



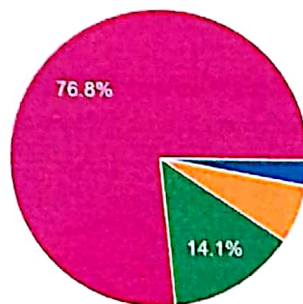
Q5 How well were the teachers able to communicate?



0-Very poor communication	2.8%
1-Generally ineffective	0%
2-Just satisfactorily	6.3%
3-Sometimes effective	14.1%
4-Always effective	76.8%

Q5 How well were the teachers able to communicate?

142 responses



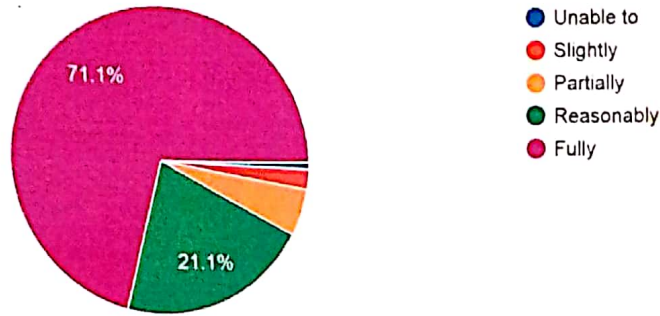
- Very poor communication
- Generally ineffective
- Just satisfactorily
- Sometimes effective
- Always effective

Q6 The teachers identify your strengths and encourage you with providing right level of challenges.

0-Unable to	0.7%
1-Slightly	2.1%
2-Partially	4.9%
3-Reasonably	21.1%
4-Fully	71.1%



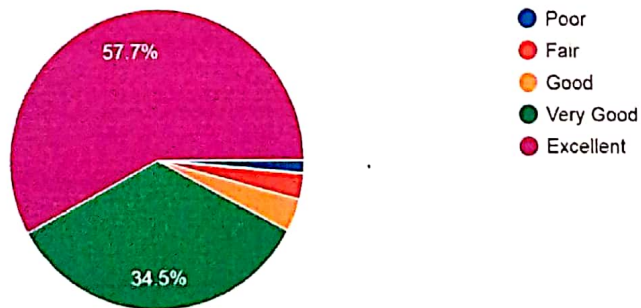
Q6 The teachers identify your strengths and encourage you with providing right level of challenges.  
142 responses



Q7 The teacher's approach to teaching can be best described as

0-Poor	4.1%
1-Fair	2.8%
2-Good	3.5%
3-Very Good	34.5%
4-Excellent	57.7%

Q7 The teacher's approach to teaching can be best described as  
142 responses



Q8 Teachers are able to identify your weaknesses and help you to overcome them.

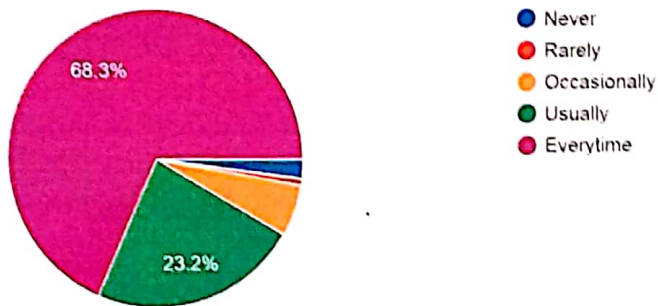




0-Never	2.1%
1-Rarely	0.7%
2-Occasionally	5.6%
3-Usually	23.2%
4-Every Time	68.3%

Q8 Teachers are able to identify your weaknesses and help you to overcome them.

142 responses



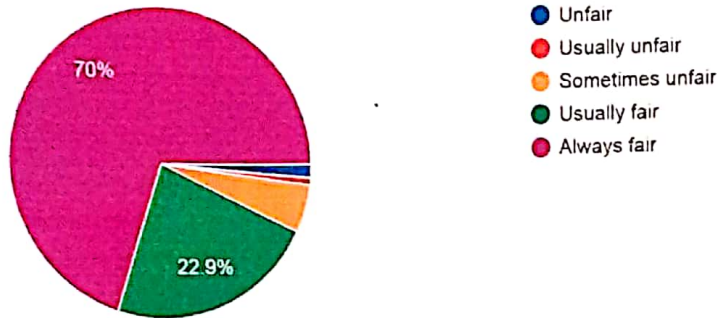
Q9 Fairness of the internal evaluation process by the teachers.

0-Unfair	1.4%
1-Usually unfair	0.7%
2-Sometimes unfair	5%
3-Usually Fair	22.9%
4-Always fair	70%



Q9 Fairness of the internal evaluation process by the teachers.

140 responses

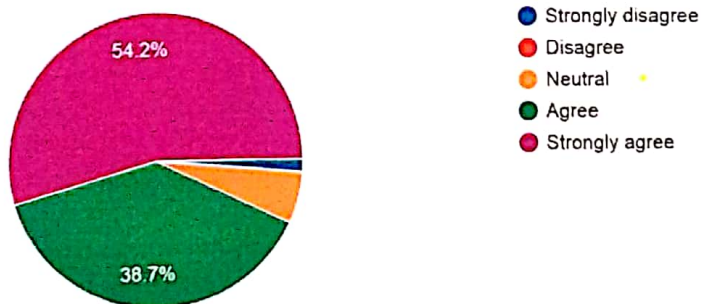


Q10 The institution makes effort to engage students in the monitoring, review and continuous quality improvement of their skills.

0-Strongly Disagree	1.4%
1-Disagree	0%
2-Neutral	5.6%
3-Agree	38.7%
4-Strongly agree	54.2%

Q10 The institution makes effort to engage students in the monitoring, review and continuous quality improvement of their skills.

142 responses



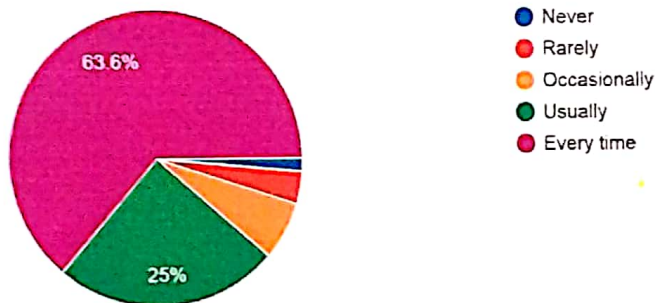
Q11 Was your performance in assignments discussed with you?



0-Never	1.4%
1-Rarely	3.6%
2-Occasionally	6.4%
3-Usually	25%
4-Every Time	63.6%

Q11 Was your performance in assignments discussed with you?

140 responses



Q12 The institute/teachers use students centric methods, such as experiential learning, participative learning and problem solving.

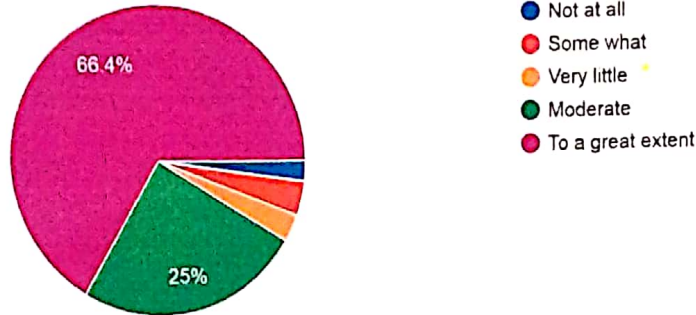
0-Not at all	2.1%
1-Some What	3.6%
2-Very little	2.9%
3-Moderate	25%
4-To a great extent	66.4%





Q12 The institute/teachers use students centric methods, such as experiential learning, participative learning and problem solving.

140 responses

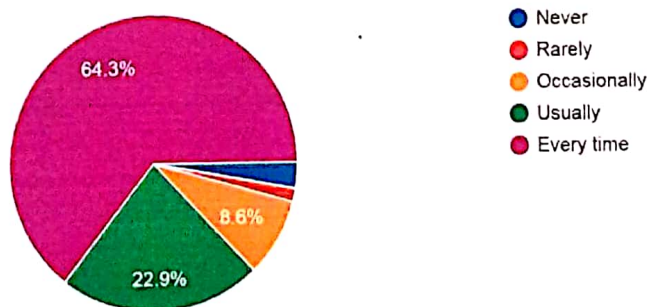


Q13 The institute takes active interest in promoting internship, student exchange, field visit opportunities for students.

0-Never	2.9%
1-Rarely	1.4%
2-Occasionally	8.6%
3-Usually	22.9%
4-Every time	64.3%

Q13 The institute takes active interest in promoting internship, student exchange, field visit opportunities for students.

140 responses

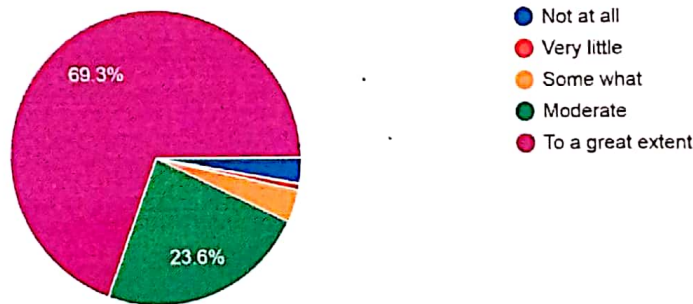


Q14 Efforts are made by the institute/teachers inculcate soft skills, life skills and employability skills to make you ready for future.

0-Not at all	2.9%
1-Very little	0.7%
2-Some what	3.6%
3-Moderate	23.6%
4-To a great extent	69.3%

Q14 Efforts are made by the institute/teachers inculcate soft skills, life skills and employability skills to make you ready for future.

140 responses



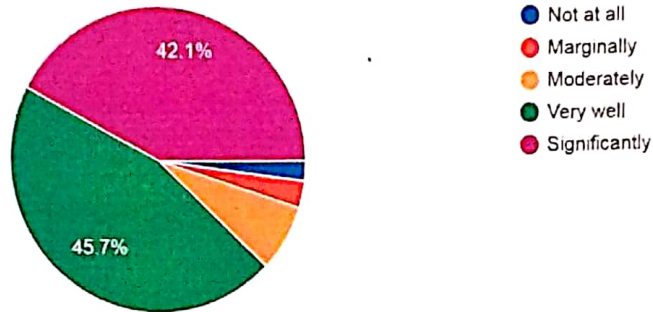
Q15 The teaching and mentoring process in your institution facilitates you in cognitive, social and emotional growth.

0-Not at all	2.1%
1-Marginally	2.9%
2-Moderately	7.1%
3-Very well	45.7%
4-Significantly	42.1%



Q15 The teaching and mentoring process in your institution facilitates you in cognitive, social and emotional growth.

140 responses

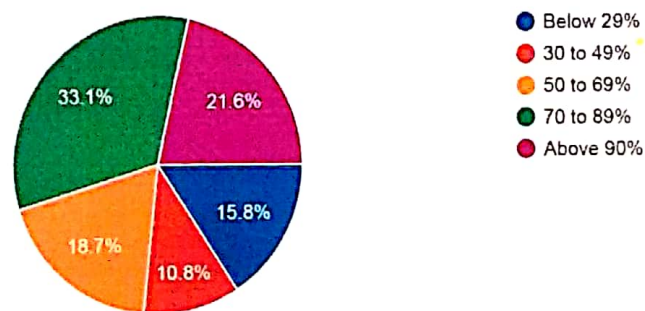


Q16 What percentage of teachers use ICT tools such as LCD projector, multi-media etc. while teaching?

0-Below 29%	15.8%
1-30 to 49%	10.8%
2-50 to 69%	18.7%
3-70 to 89%	33.1%
4-Above 90%	21.6%

Q16 What percentage of teachers use ICT tools such as LCD projector, multi-media etc. while teaching?

139 responses



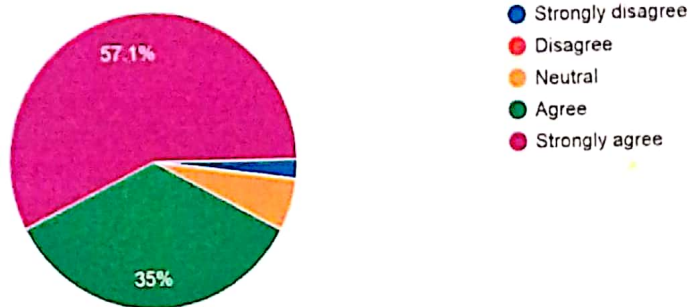
Q17 The institution provides multiple opportunities to learn and grow.



0-Strongly disagree	2.1%
1-Disagree	0%
2-Neutral	5.7%
3-Agree	35%
4-Strongly agree	57.1%

Q17 The institution provides multiple opportunities to learn and grow.

140 responses



Q18 The overall quality of teaching-learning process in your institute is very good.

0-Strongly disagree	2.1%
1-Disagree	0%
2-Neutral	5%
3-Agree	40%
4-Strongly agree	52.9%



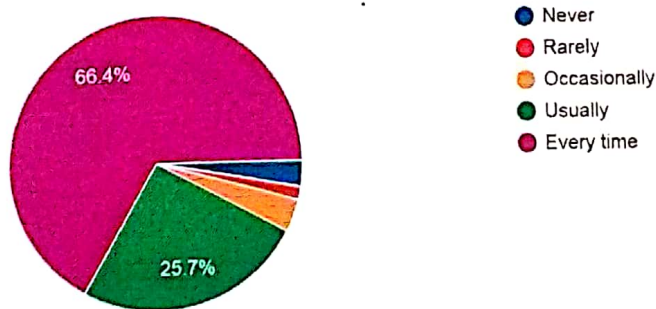
Q18 The overall quality of teaching-learning process in your institute is very good.  
140 responses



Q19 Teachers inform you about your expected competencies, course outcomes and program outcomes.

0-Never	2.9%
1-Rarely	1.4%
2-Occasionally	3.6%
3-Usually	25.7%
4-Every time	66.4%

Q19 Teachers inform you about your expected competencies, course outcomes and program outcomes.  
140 responses



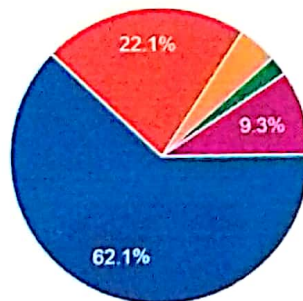


Q20 Overall, how satisfied are you with this institute?

0-Very satisfied	62.1%
1-Satisfied	22.1%
2-Neutral	4.3%
3-Dissatisfied	2.1%
4-Very dissatisfied	9.3%

Q20 Overall, how satisfied are you with this institute?

140 responses



- Very satisfied
- Satisfied
- Neutral
- Dissatisfied
- Very dissatisfied



I/c Principal

**I/C PRINCIPAL**  
Navjeevan Law College  
CIDCO, Nashik-08.