



Navjeevan Education Society's
NAVJEEVAN LAW COLLEGE
Shivshakti Chowk.4th scheme, CIDCO, Nashik
422008 Phoneno.-0253-2372157.2379751

Website : www.navjeevanlawcollege.com
Email : nav.lawcollege@gmail.com

Feedback Report


Institution obtains feedback on the syllabus and its transaction at the institution from the following stakeholders Navjeevan Law College obtains feedback from students, alumni, parents and teacher and other stakeholders every year to bring necessary changes in teaching learning process to make it more interesting and student centric. This method helps teachers to improvise the min all aspects and to bring significant progress. The College also considers suggestions from students for betterment of the institute. The parents' feedback is also valuable for the college which is collected in parent-teachers' meetings every year where in the overall administration of the institution is discussed. The administration of college is assessed on facilities provided, documentation, infrastructure, student counseling, and student friendly atmosphere, mentoring of students, admission process, and exposure to various curricular, co-curricular and extra-curricular activities. Along with the feedback from students, alumni, parents, teachers and other stakeholders, the college takes feedback regarding activities like seminars, workshops, guest lectures and other activities carried out in the college which are properly analyzed, discussed and utilized the same to prepare the academic calendar for the next year and Conduct the future programmes. All the feedback reports are placed before the College Development Committee for discussion, consideration and seek expert guidance.

Students Feedback Survey 2017-18

Q1.Standard of syllabus offered by the courses

Total Responses: 42

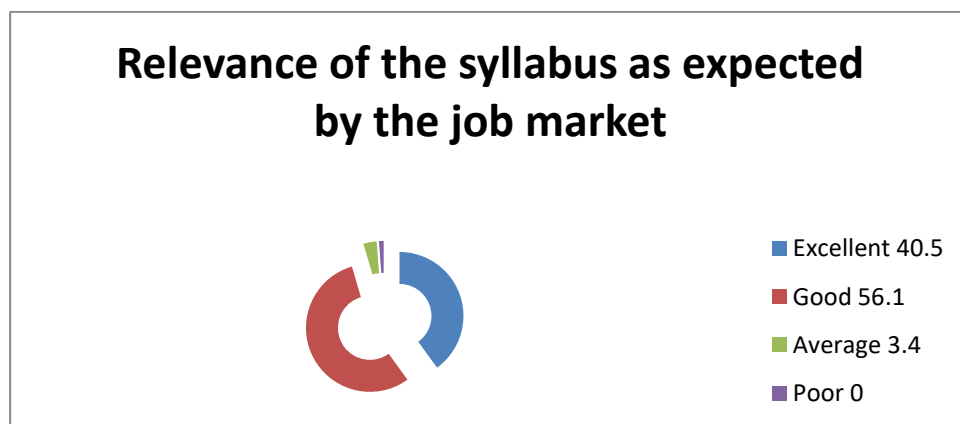
Excellent	62.4%
Good	34.6%
Average	1%
Poor	0%



Q2. Relevance of the syllabus as expected by the job market

Total Responses: 42

Excellent	40.5%
Good	56.1%
Average	3.4%
Poor	0%



Q3.Adequacy of content in terms of syllabi of competitive examinations

Total Responses 42

Excellent	51.7%
Good	43.8%
Average	4.5%
Poor	00%

Adequacy of content in terms of syllabi of competitive examinations



■ Excellent 51.7%
■ Good 43.8%
■ Average 4.5%

Q4.Content of the syllabus in terms of practical know how

Total Responses 42

Excellent	50.2%
Good	38.6%
Average	2.2%
Poor	00%

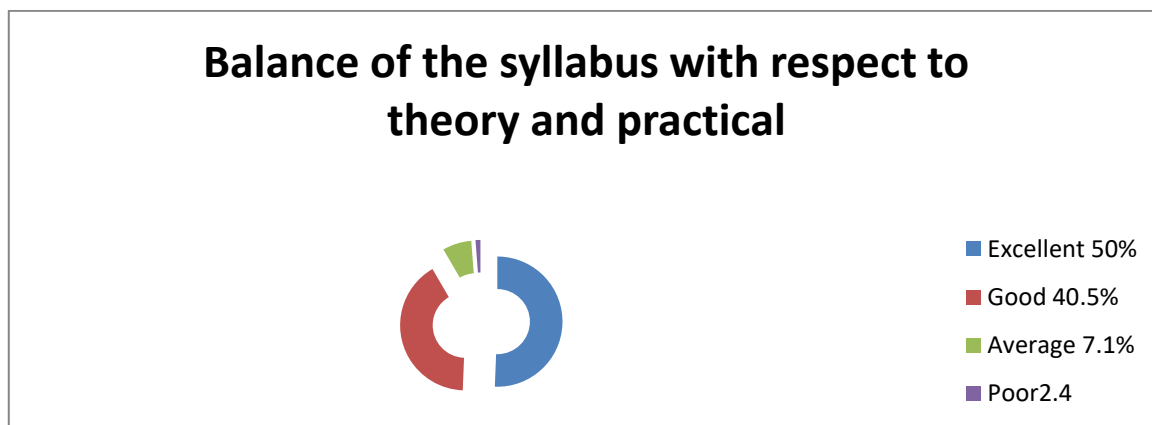
Content of the syllabus in terms of practical know how



■ Excellent 50.2%
■ Good 38.6%
■ Average 2.2%
■ Poor 0%

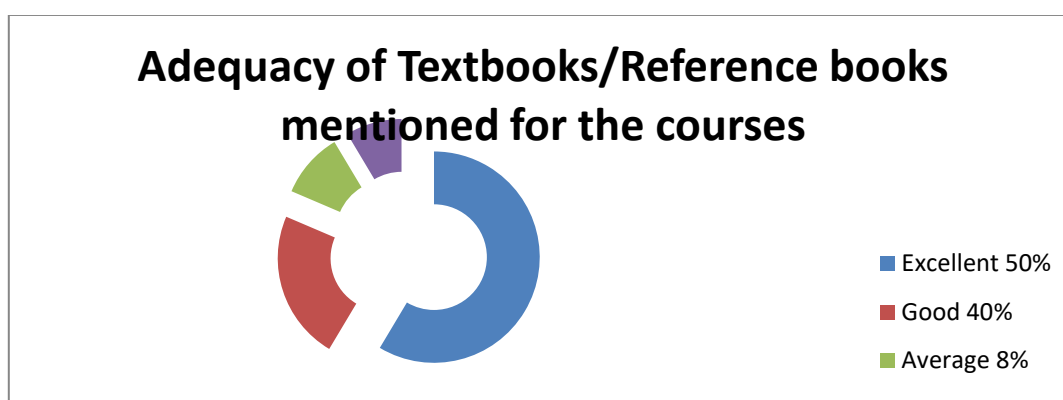
Q5.Balance of the syllabus with respect to theory and practical
Total Responses 42

Excellent	50%
Good	40.5%
Average	7.1%
Poor	2.4%



Q6.Adequacy of Textbooks/Reference books mentioned for the courses
Total Responses 42

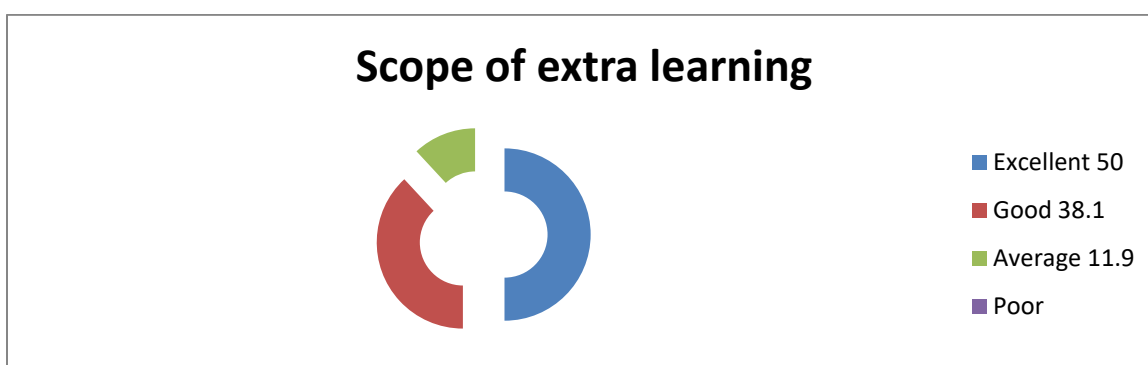
Excellent	50%
Good	40%
Average	8%
Poor	00%



Q7.Scope of extra learning

Total Responses 42


Excellent	50%
Good	38.1%
Average	11.9%
Poor	0%



Q8.The overall quality of teaching-learning process in your institute is very good.

Total Responses 42

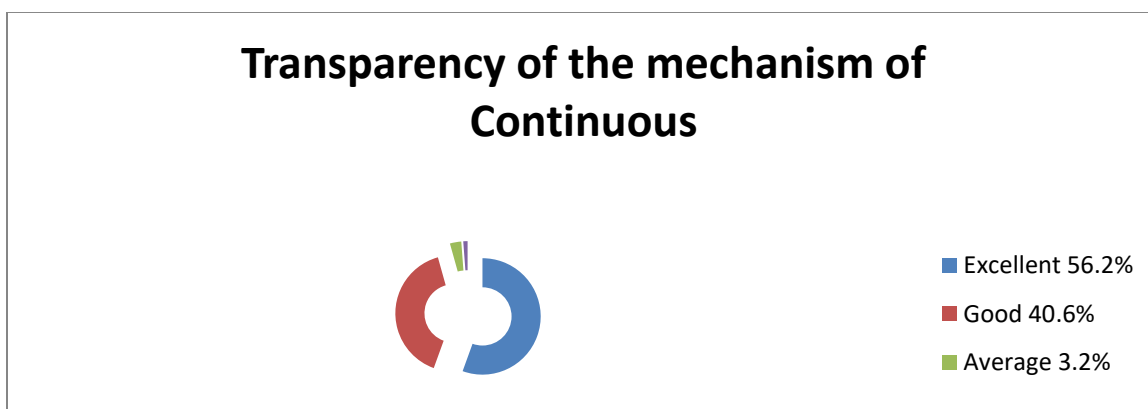
Excellent	65.2%
Good	30.8%
Average	4%
Poor	00%



Q9. Transparency of the mechanism of Continuous Evaluation

Total Responses 42.

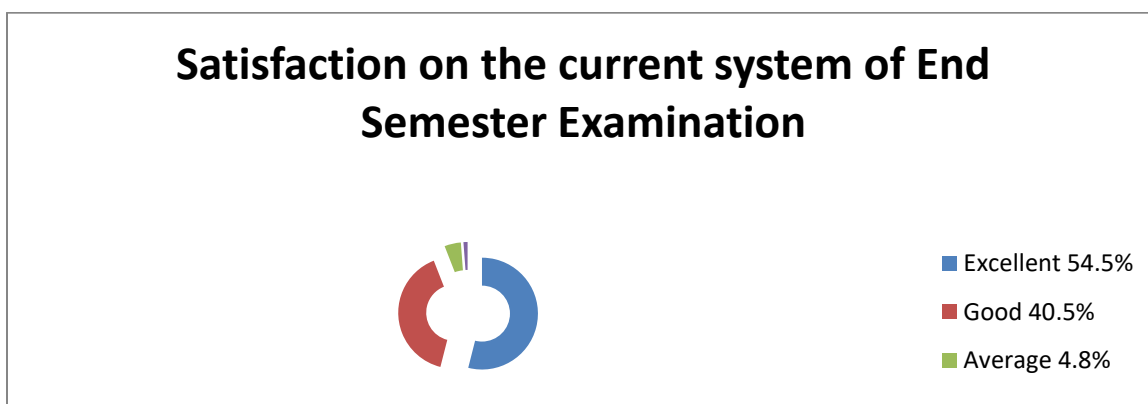
Excellent	56.2
Good	40.6
Average	3.2
Poor	00



Q10.Satisfaction on the current system of End Semester Examination

Total Responses 42

Excellent	54.5%
Good	40.5%
Average	4.8%
Poor	0%



Teachers Feedback Survey 2017-18

Q1. Whether the curriculum and syllabus are well organized and easy to follow?

Excellent	52%
Good	28%
Average	20%
Poor	0%

Whether the curriculum and syllabus are well organized and easy to follow?



Q2. Availability of prescribed text books and other resources that you need to cover the syllabus.

Excellent	33%
Good	59%
Average	08%
Poor	00%



3. Learning objectives are clearly defined and are able to achieve by students.

Excellent	32%
Good	62%
Average	06%
Poor	0%

**Learning objectives are clearly defined
and are able to achieve by students**



■ Excellent 32%
■ Good 62%
■ Average 06%
■ Poor 00%

4. Curriculum includes the current and the future socio-economic needs.

Excellent	42%
Good	53%
Average	05%
Poor	0%

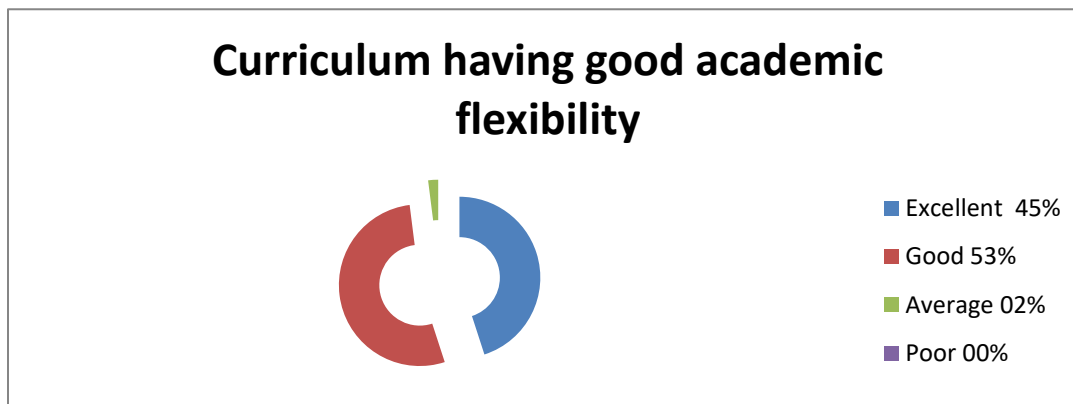
**Curriculum includes the current and the
future Socio-economic Needs**



■ Excellent 42%
■ Good 53%
■ Average 05%
■ Poor 00%

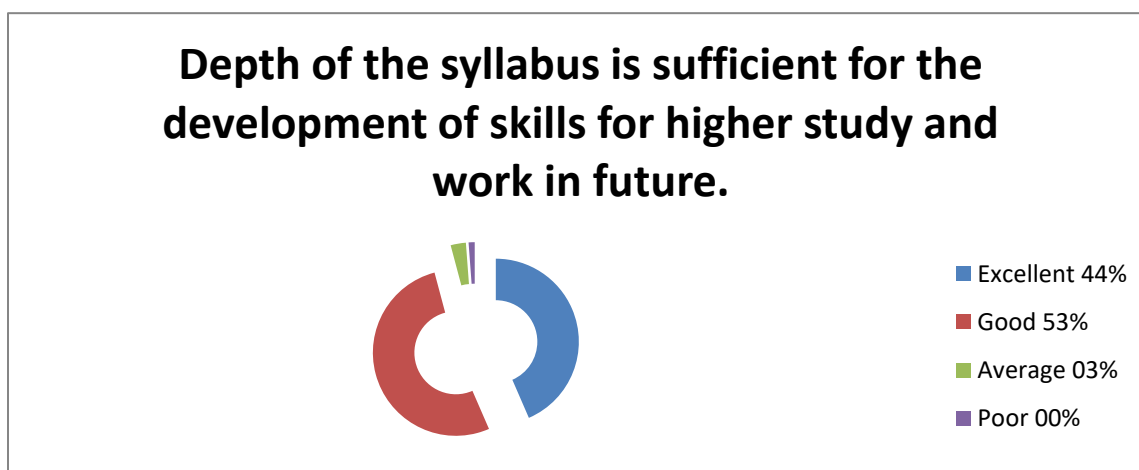
5. Curriculum having good academic flexibility.

Excellent	45%
Good	53%
Average	02%
Poor	0%



6. Depth of the syllabus is sufficient for the development of skills for higher study and work in future.

Excellent	44%
Good	53%
Average	03%
Poor	0%

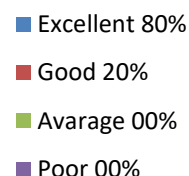


Employer Feedback Survey 2017-18

- 1) Effectiveness of Curriculum in developing Innovativeness and Creativity in Students:

Excellent	80%
Good	20%
Average	00%
Poor	0%


Support and Contribution of the Institution for overall development



- 2) Effectiveness of Curriculum in attaining communication skills and social responsibility:

Excellent	100%
Good	00%
Average	00%
Poor	00%

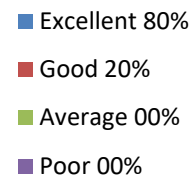
Effectiveness of Curriculum in attaining communication skills and social responsibility



3) Effectiveness of Curriculum in incorporating practice based Learning with Theoretical Learning:

Excellent	80%
Good	20%
Average	00%
Poor	0%

**Effectiveness of Curriculum in
incorporating practice based Learning
with Theoretical Learning**



4) Ability of Students to apply their knowledge in real life situations:

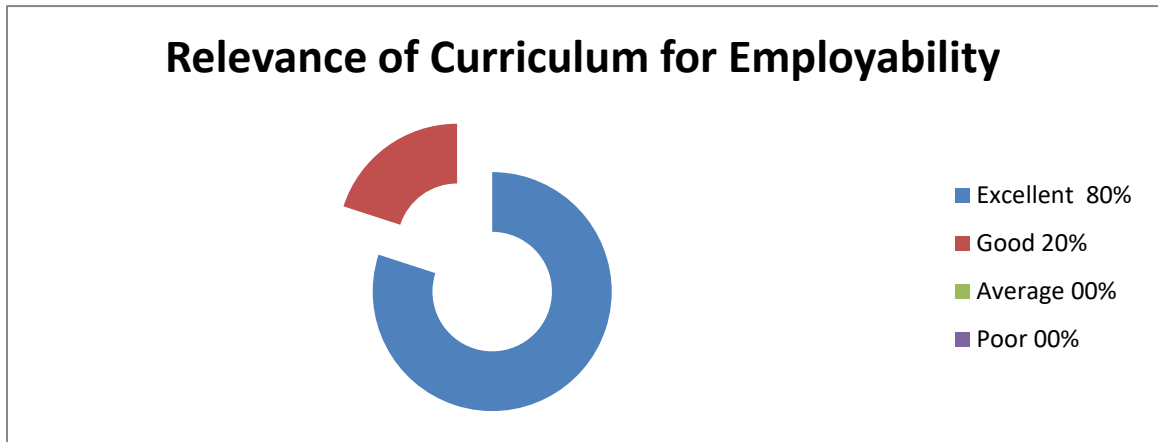
Excellent	60%
Good	40%
Average	00%
Poor	0%

**Ability of Students to apply their
knowledge in real life situations**



5) Relevance of Curriculum for Employability:

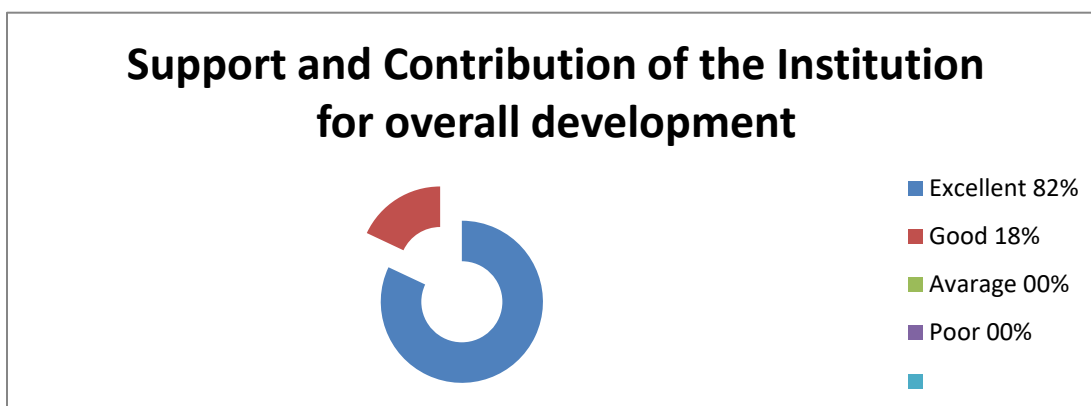
Excellent	80%
Good	20%
Average	00%
Poor	00%



Alumni Feedback Survey 2017-18

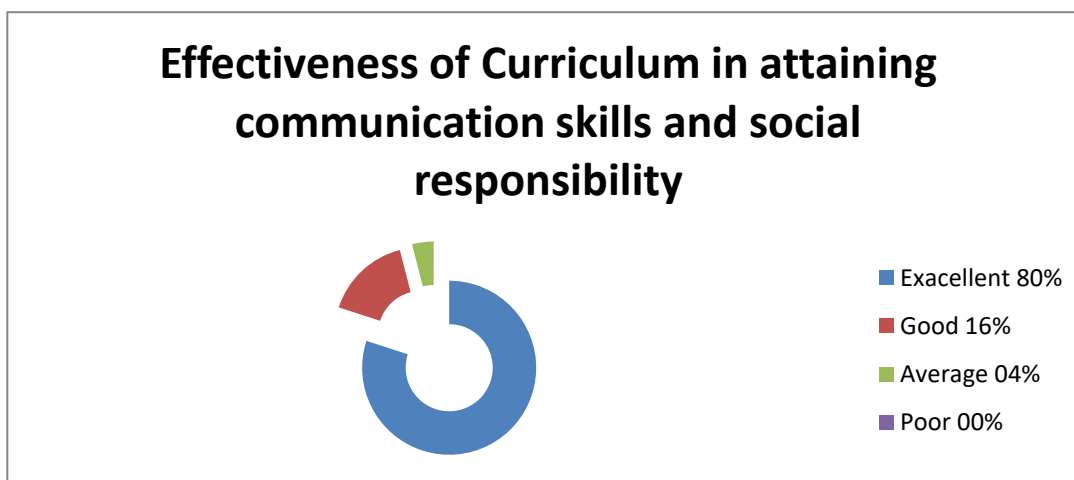
2) Support and Contribution of the Institution for overall development

Excellent	82%
Good	18%
Average	00%
Poor	0%



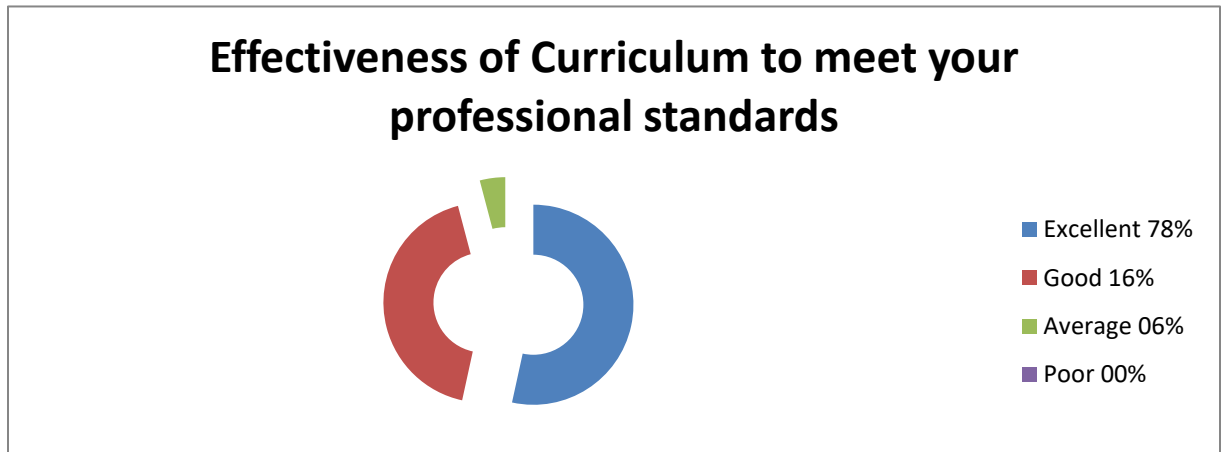
2) Effectiveness of Curriculum in attaining communication skills and social responsibility:

Excellent	80%
Good	16%
Average	04%
Poor	00%




3) Effectiveness of Curriculum to meet your professional standards:

Excellent	78%
Good	16%
Average	06%
Poor	0%



4) Effectiveness of Curriculum to apply your knowledge in real life situations:

Excellent	62%
Good	28%
Average	10%
Poor	0%



5) Relevance of Curriculum for Employability:

Excellent	72%
Good	16%
Average	12%
Poor	0%

Relevance of Curriculum for Employability

