



Navjeevan Education Society's
NAVJEEVAN LAWCOLLEGE
Shivshakti Chowk.4thscheme, CIDCO, Nashik
422008Phoneno.-0253-2372157.2379751

Website : www.navjeevanlawcollege.com
Email : nav.lawcollege@gmail.com

Feedback Report

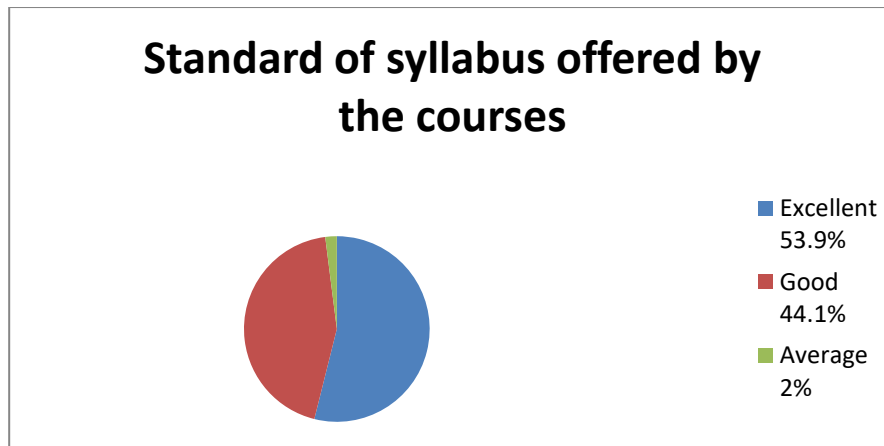
Institution obtains feedback on the syllabus and its transaction at the institution from the following stakeholders Navjeevan Law College obtains feedback from students, alumni, parents and teacher and other stakeholders every year to bring necessary changes in teaching learning process to make it more interesting and student centric. This method helps teachers to improvise the min all aspects and to bring significant progress. The College also considers suggestions from students for betterment of the institute. The parents' feedback is also valuable for the college which is collected in parent-teachers' meetings every year where in the overall administration of the institution is discussed. The administration of college is assessed on facilities provided, documentation, infrastructure, student counseling, and student friendly atmosphere, mentoring of students, admission process, and exposure to various curricular, co-curricular and extra-curricular activities. Along with the feedback from students, alumni, parents, teachers and other stakeholders, the college takes feedback regarding activities like seminars, workshops, guest lectures and other activities carried out in the college which are properly analyzed, discussed and utilized the same to prepare the academic calendar for the next year and Conduct the future programmes. All the feedback reports are placed before the College Development Committee for discussion, consideration and seek expert guidance.

Students Feedback Survey 2019-20

Q1. Standard of syllabus offered by the courses

Total Responses: 48

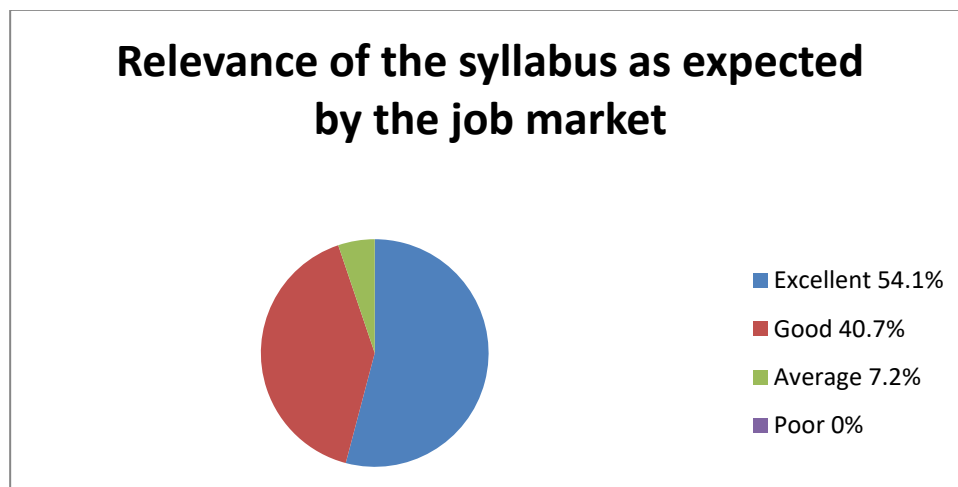
Excellent	53.9%
Good	44.1%
Average	2%
Poor	00%



Q2. Relevance of the syllabus as expected by the job market

Total Responses: 48

Excellent	54.1%
Good	40.7%
Average	5.2%
Poor	0%



Q3.Adequacy of content in terms of syllabi of competitive examinations

Responses 48

Excellent	53.7%
Good	41.8%
Average	4.5%
Poor	00%

Adequacy of content in terms of syllabi of competitive examinations



Q4.Content of the syllabus in terms of practical know how

Responses 48

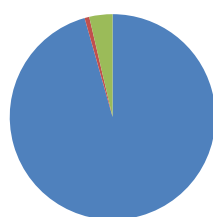
Excellent	50.2%
Good	38.6%
Average	2.2%
Poor	00%

Content of the syllabus in terms of practical know how



Q5.Balance of the syllabus with respect to theory and practical**Responses 48**

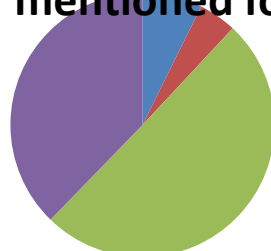
Excellent	55%
Good	42.5%
Average	2.1%
Poor	00%

Balance of the syllabus with respect to theory and practical

■ Excellent 55%
■ Good 42.5%
■ Average 2.1%
■ Poor 00%

Q6.Adequacy of Textbooks/Reference books mentioned for the courses**Responses 48**

Excellent	58.2%
Good	36.8%
Average	5%
Poor	3%

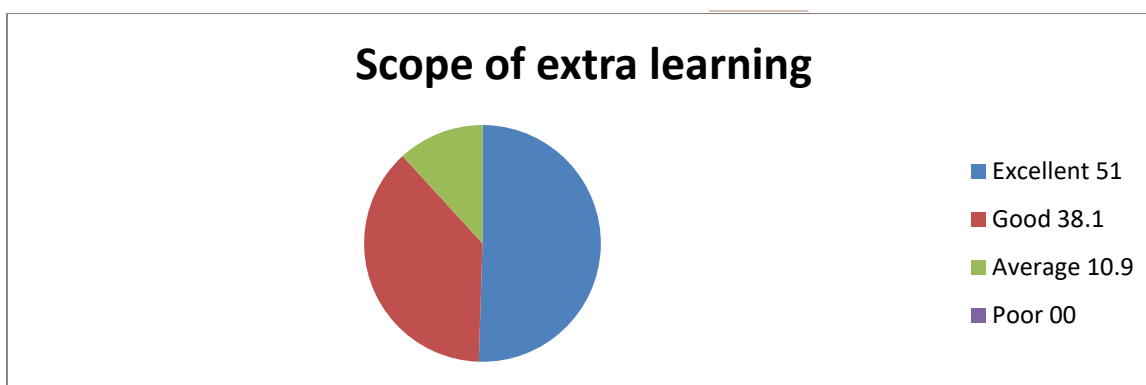
Adequacy of Textbooks/Reference books mentioned for the courses

■ Excellent 58.2%
■ Good 36.8%
■ Average 4%
■ Poor 3%

Q7.Scope of extra learning

Responses 48

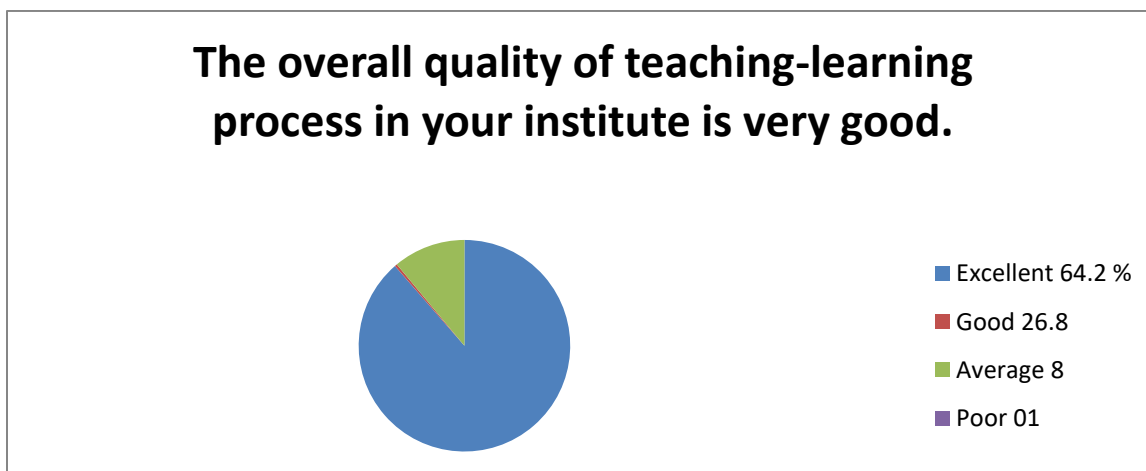
Excellent	51%
Good	38.1%
Average	10.9%
Poor	0%



Q8.The overall quality of teaching-learning process in your institute is very good.

Responses 48

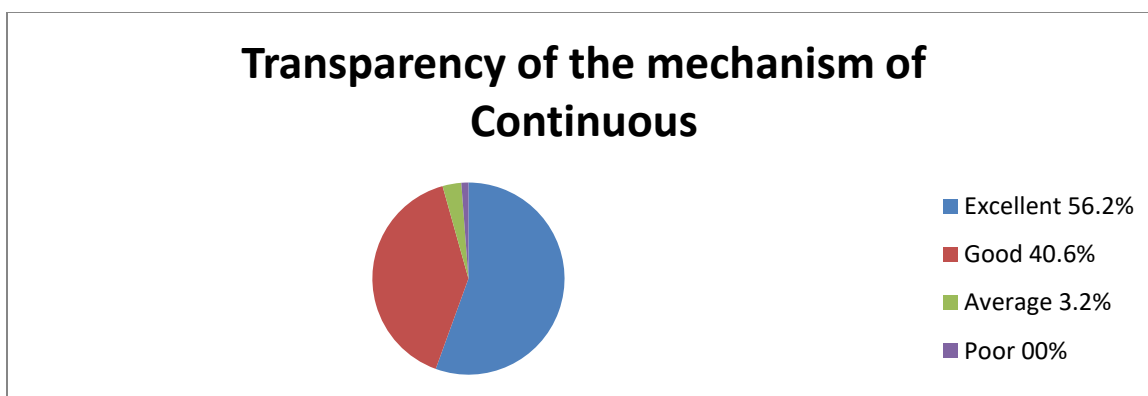
Excellent	64.2%
Good	26.8%
Average	8%
Poor	01%



Q9. Transparency of the mechanism of Continuous Evaluation

Responses 48

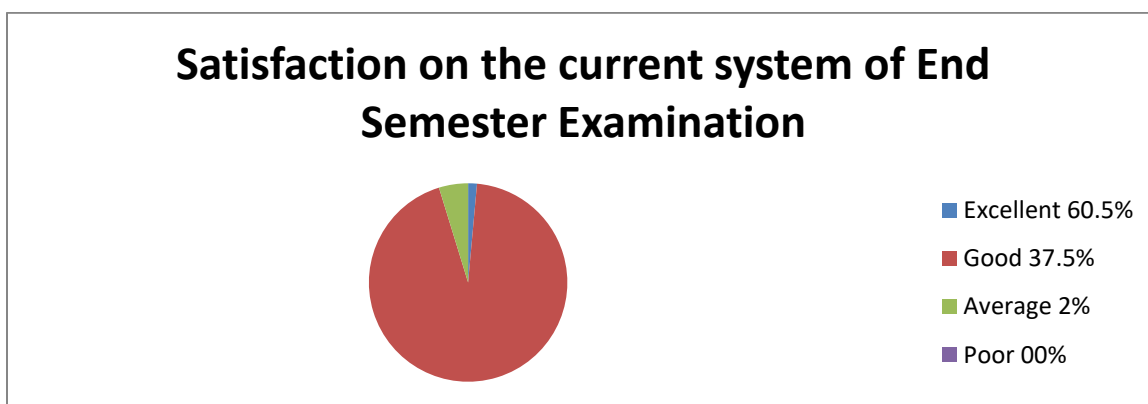
Excellent	56.2
Good	40.6
Average	3.2
Poor	00



Q10.Satisfaction on the current system of End Semester Examination

Responses 48

Excellent	60.5%
Good	37.5%
Average	2%
Poor	0%

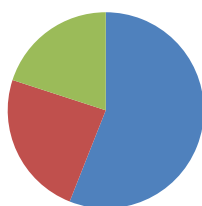


Teachers Feedback Survey 2019-20

Q1. Whether the curriculum and syllabus are well organized and easy to follow?

Excellent	56%
Good	24%
Average	20%
Poor	0%

Whether the curriculum and syllabus are well organized and easy to follow?

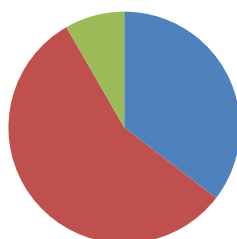


■ Excellent 56%
■ Good 24%
■ Average 20%
■ Poor 00%

Q2. Availability of prescribed text books and other resources that you need to cover the syllabus.

Excellent	34%
Good	54%
Average	12%
Poor	00%

Availability of text books



■ Excellent 34%
■ Good 54%
■ Average 12%
■ Poor 00%

3. Learning objectives are clearly defined and are able to achieve by students.

Excellent	32%
Good	60%
Average	08%
Poor	0%

Learning objectives are clearly defined and are able to achieve by students



4. Curriculum includes the current and the future socio-economic needs.

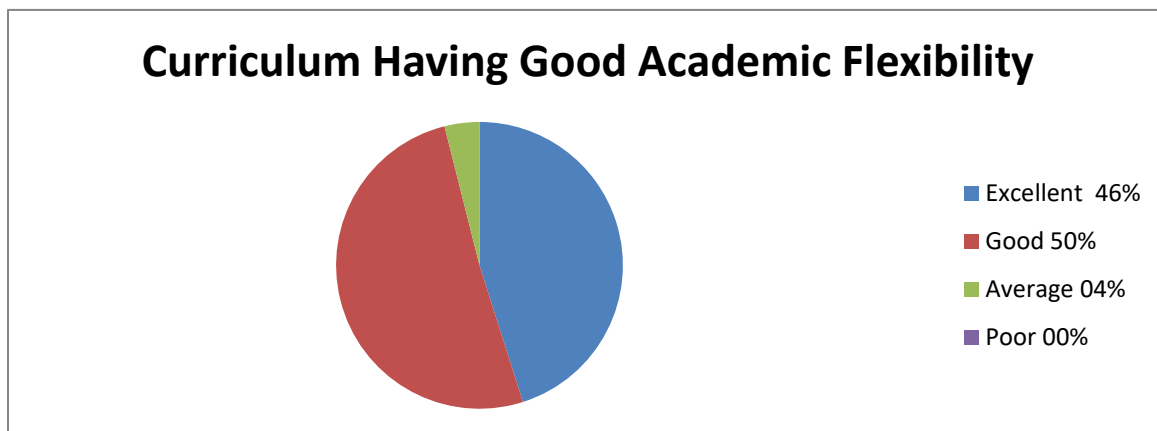
Excellent	40%
Good	52%
Average	08%
Poor	0%

Curriculum includes the current and the future Socio-economic Needs



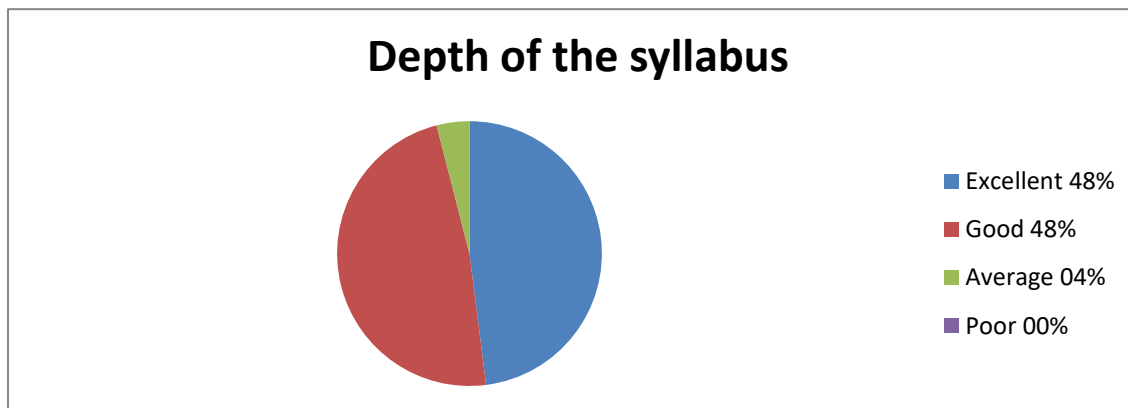
5. Curriculum having good academic flexibility.

Excellent	46%
Good	50%
Average	04%
Poor	0%



6. Depth of the syllabus is sufficient for the development of skills for higher study and work in future.

Excellent	48%
Good	48%
Average	04%
Poor	0%



Employer Feedback Survey 2019-20

- 1) Effectiveness of Curriculum in developing Innovativeness and Creativity in Students:

Excellent	80%
Good	20%
Average	00%
Poor	0%

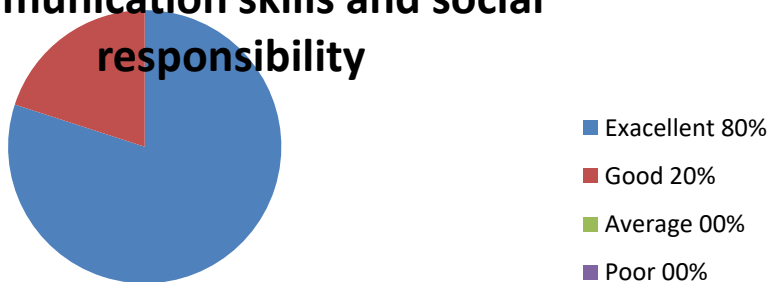
Support and Contribution of the Institution for overall development



- 2) Effectiveness of Curriculum in attaining communication skills and social responsibility:

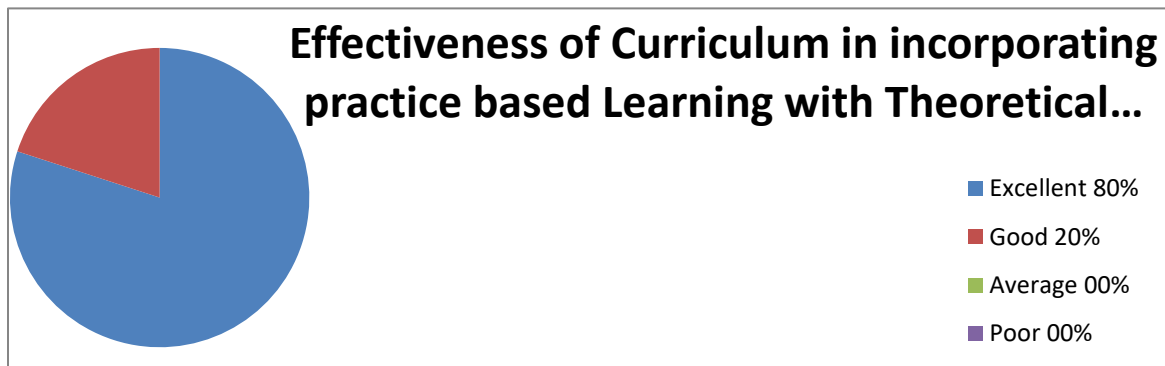
Excellent	80%
Good	20%
Average	00%
Poor	00%

Effectiveness of Curriculum in attaining communication skills and social responsibility



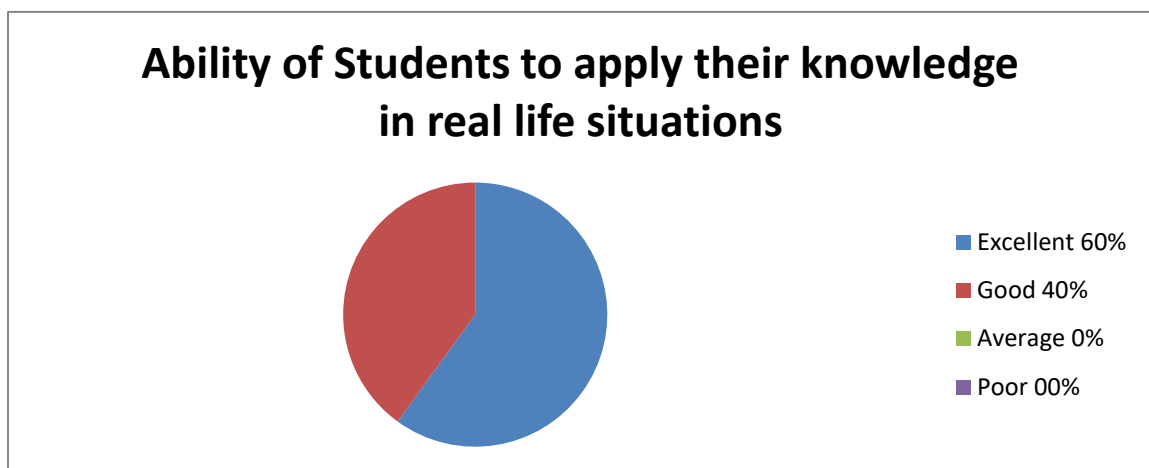
3) Effectiveness of Curriculum in incorporating practice based Learning with Theoretical Learning:

Excellent	80%
Good	20%
Average	00%
Poor	0%



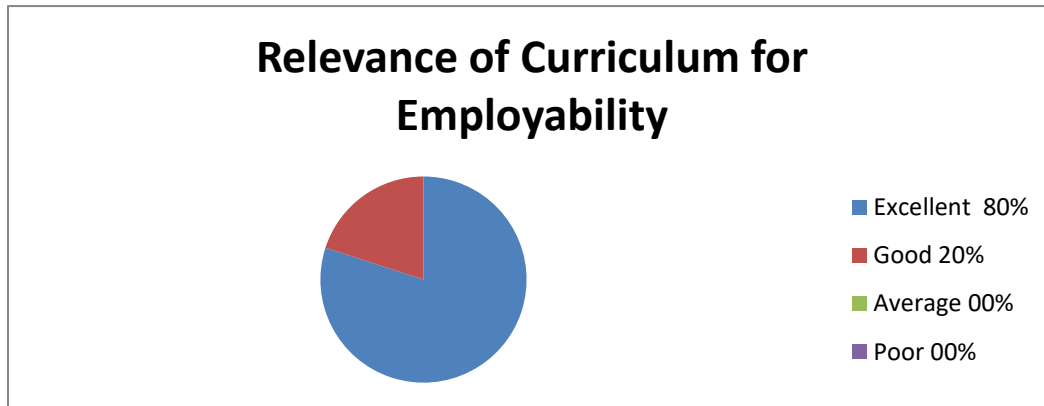
4) Ability of Students to apply their knowledge in real life situations:

Excellent	60%
Good	40%
Average	00%
Poor	00%



5) Relevance of Curriculum for Employability:

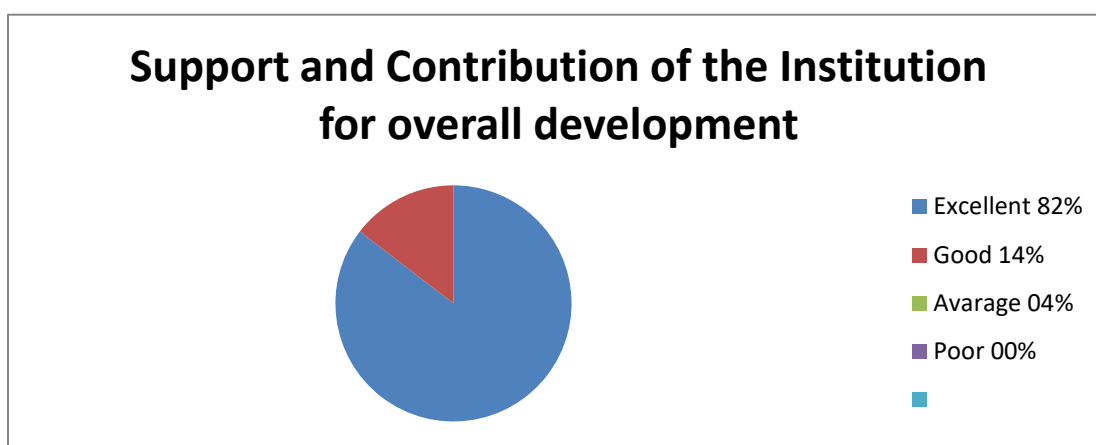
Excellent	80%
Good	20%
Average	00%
Poor	00%



Alumni Feedback Survey 2019-20

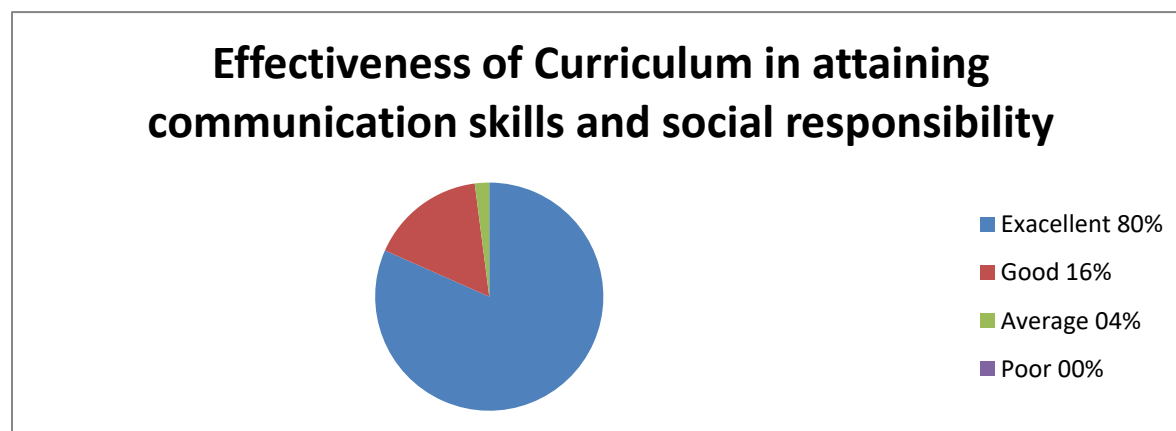
1) Support and Contribution of the Institution for overall development

Excellent	82%
Good	14%
Average	04%
Poor	0%



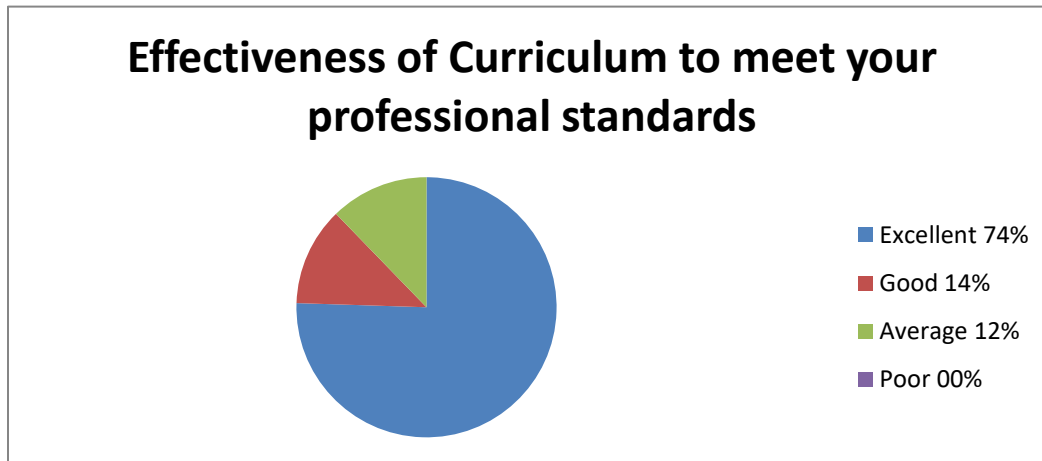
2) Effectiveness of Curriculum in attaining communication skills and social responsibility:

Excellent	80%
Good	16%
Average	04%
Poor	00%



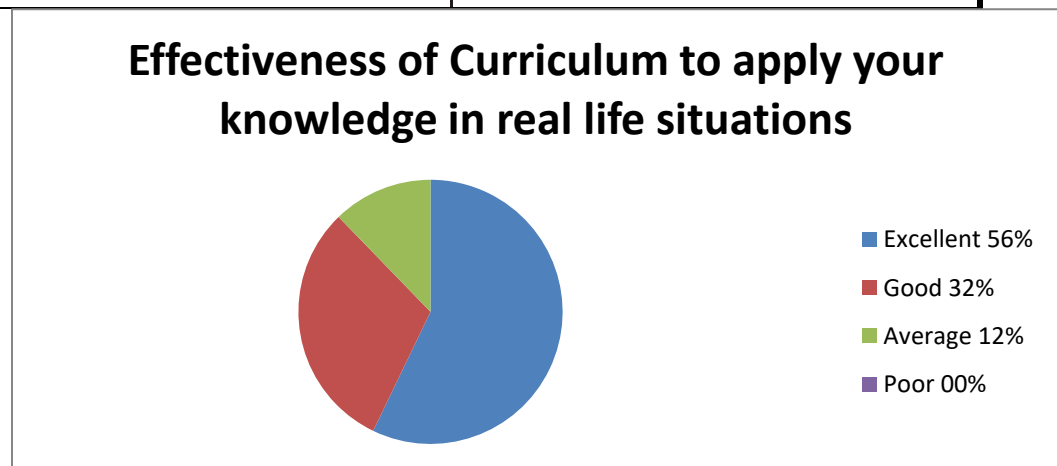
3) Effectiveness of Curriculum to meet your professional standards:

Excellent	74%
Good	14%
Average	12%
Poor	0%



4) Effectiveness of Curriculum to apply your knowledge in real life situations:

Excellent	56%
Good	32%
Average	12%
Poor	0%



5) Relevance of Curriculum for Employability:

Excellent	72%
Good	16%
Average	12%
Poor	0%

