



Navjeevan Education Society's  
NAVJEEVAN LAWCOLLEGE  
Shivshakti Chowk.4thscheme, CIDCO, Nashik  
422008Phoneno.-0253-2372157.2379751

Website : [www.navjeevanlawcollege.com](http://www.navjeevanlawcollege.com)  
Email : [nav.lawcollege@gmail.com](mailto:nav.lawcollege@gmail.com)

---

## **Feedback Report**

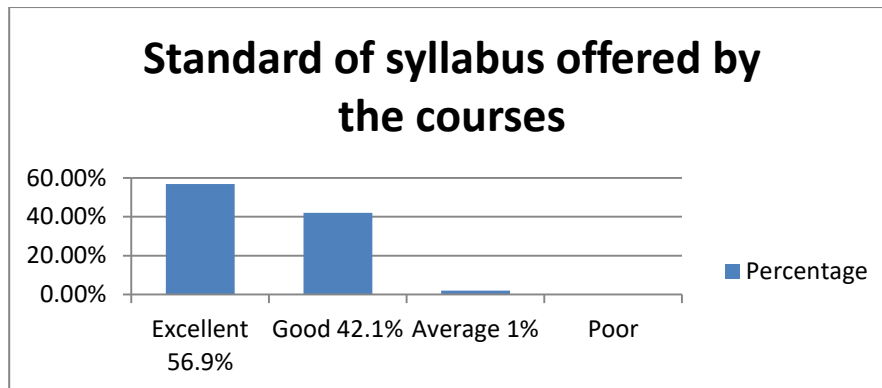
Institution obtains feedback on the syllabus and its transaction at the institution from the following stakeholders Navjeevan Law College obtains feedback from students, alumni, parents and teacher and other stakeholders every year to bring necessary changes in teaching learning process to make it more interesting and student centric. This method helps teachers to improvise the min all aspects and to bring significant progress. The College also considers suggestions from students for betterment of the institute. The parents' feedback is also valuable for the college which is collected in parent-teachers' meetings every year where in the overall administration of the institution is discussed. The administration of college is assessed on facilities provided, documentation, infrastructure, student counseling, and student friendly atmosphere, mentoring of students, admission process, and exposure to various curricular, co-curricular and extra-curricular activities. Along with the feedback from students, alumni, parents, teachers and other stakeholders, the college takes feedback regarding activities like seminars, workshops, guest lectures and other activities carried out in the college which are properly analyzed, discussed and utilized the same to prepare the academic calendar for the next year and Conduct the future programmes. All the feedback reports are placed before the College Development Committee for discussion, consideration and seek expert guidance.

## **Students Feedback Survey 2020-21**

### **Q1.Standard of syllabus offered by the courses**

**Total Responses: 52**

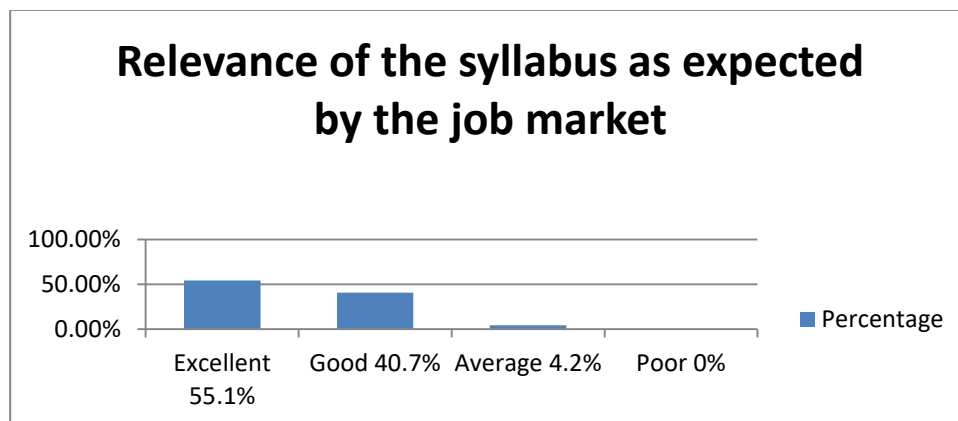
|           |       |
|-----------|-------|
| Excellent | 56.9% |
| Good      | 42.1% |
| Average   | 1%    |
| Poor      | 00%   |



### **Q2. Relevance of the syllabus as expected by the job market**

**Total Responses: 52**

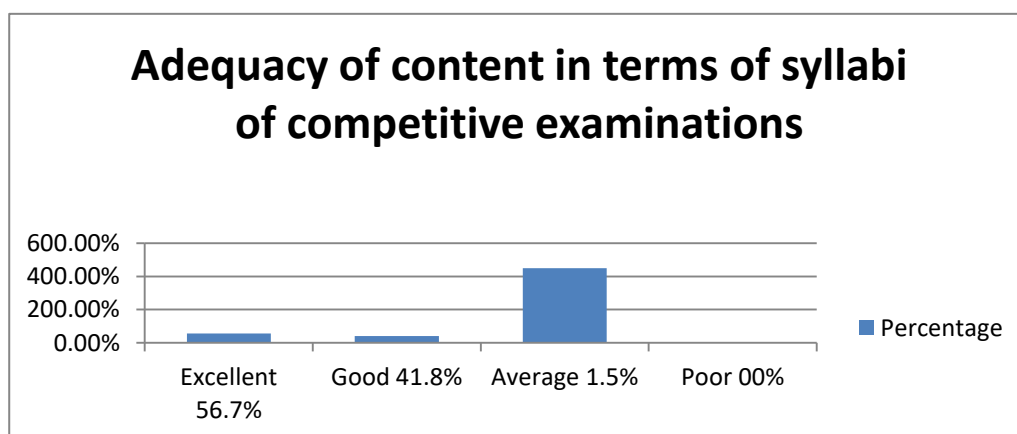
|           |       |
|-----------|-------|
| Excellent | 55.1% |
| Good      | 40.7% |
| Average   | 4.2%  |
| Poor      | 0%    |



### Q3.Adequacy of content in terms of syllabi of competitive examinations

Responses 52

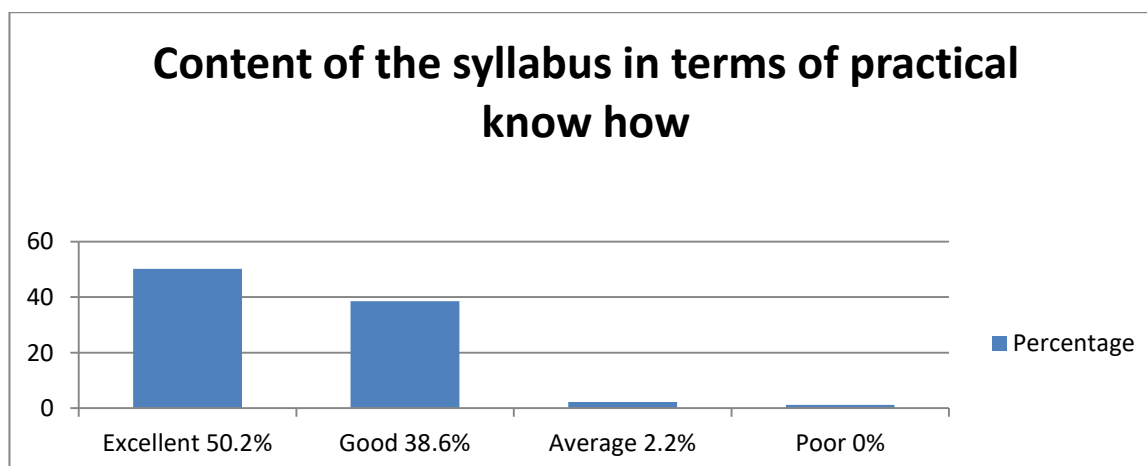
|           |       |
|-----------|-------|
| Excellent | 56.7% |
| Good      | 41.8% |
| Average   | 1.5%  |
| Poor      | 00%   |



### Q4.Content of the syllabus in terms of practical know how

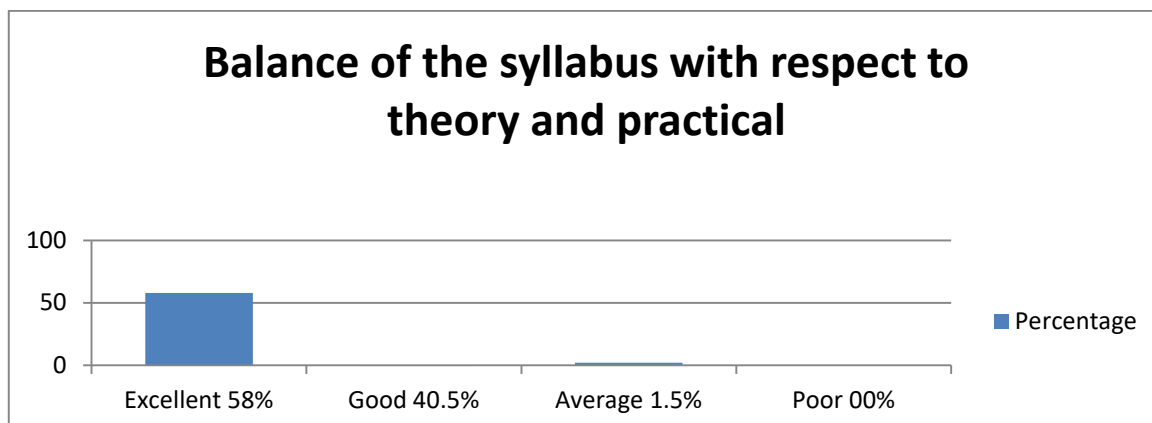
Responses 52

|           |       |
|-----------|-------|
| Excellent | 50.2% |
| Good      | 38.6% |
| Average   | 2.2%  |
| Poor      | 00%   |

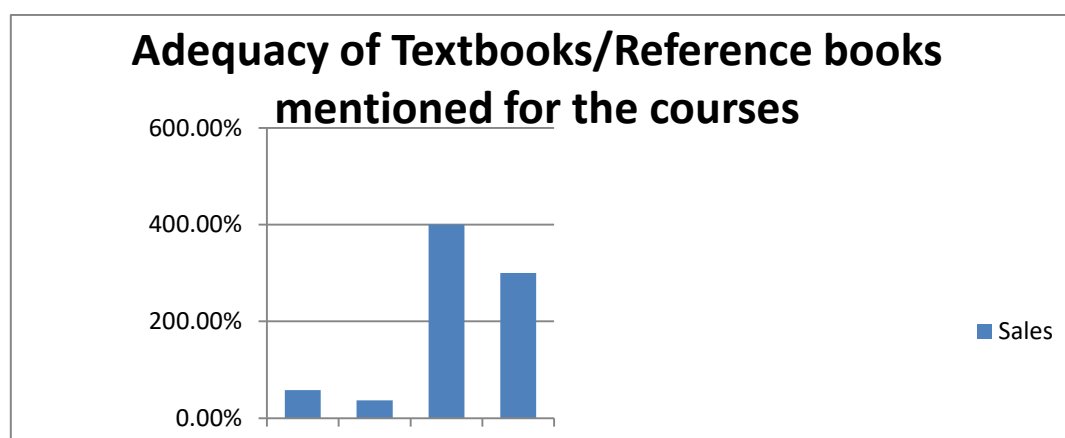


**Q5.Balance of the syllabus with respect to theory and practical****Responses 52**

|           |       |
|-----------|-------|
| Excellent | 58%   |
| Good      | 40.5% |
| Average   | 1.5%  |
| Poor      | 00%   |

**Q6.Adequacy of Textbooks/Reference books mentioned for the courses****Responses 52**

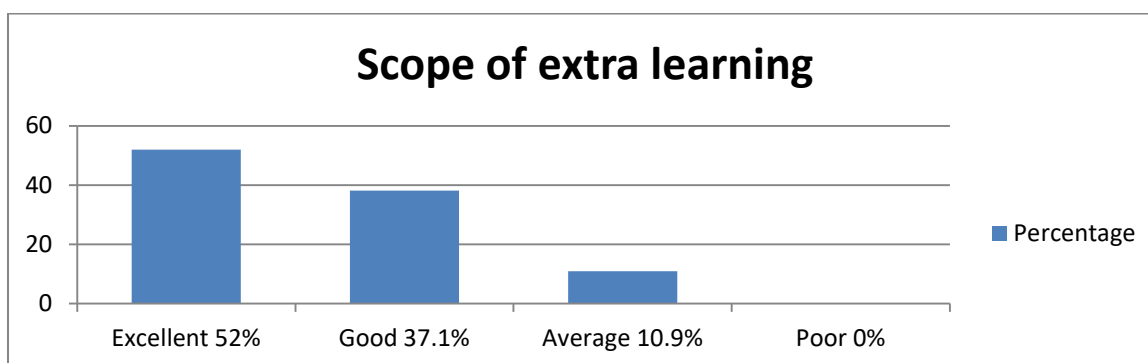
|           |       |
|-----------|-------|
| Excellent | 58.2% |
| Good      | 36.8% |
| Average   | 4%    |
| Poor      | 1%    |



### Q7.Scope of extra learning

Responses 52

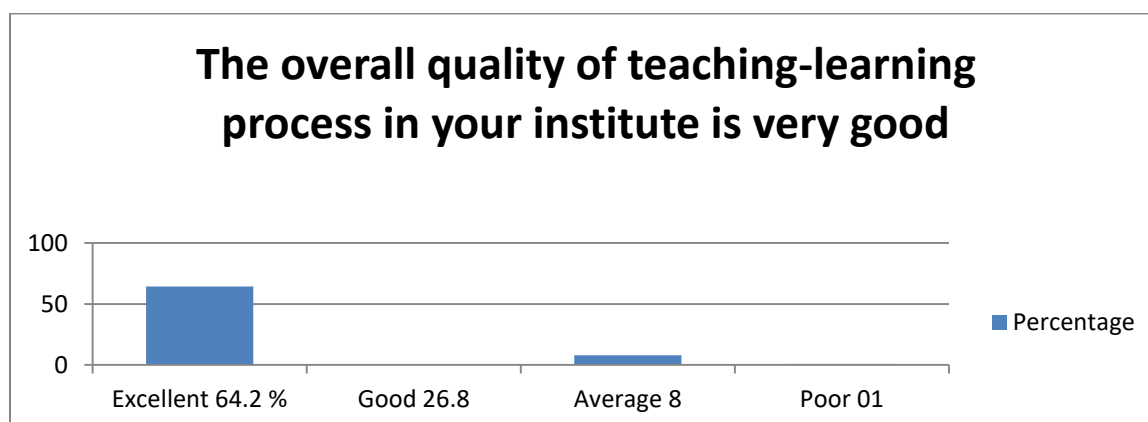
|           |       |
|-----------|-------|
| Excellent | 52%   |
| Good      | 37.1% |
| Average   | 10.9% |
| Poor      | 0%    |



### Q8.The overall quality of teaching-learning process in your institute is very good.

Responses 52

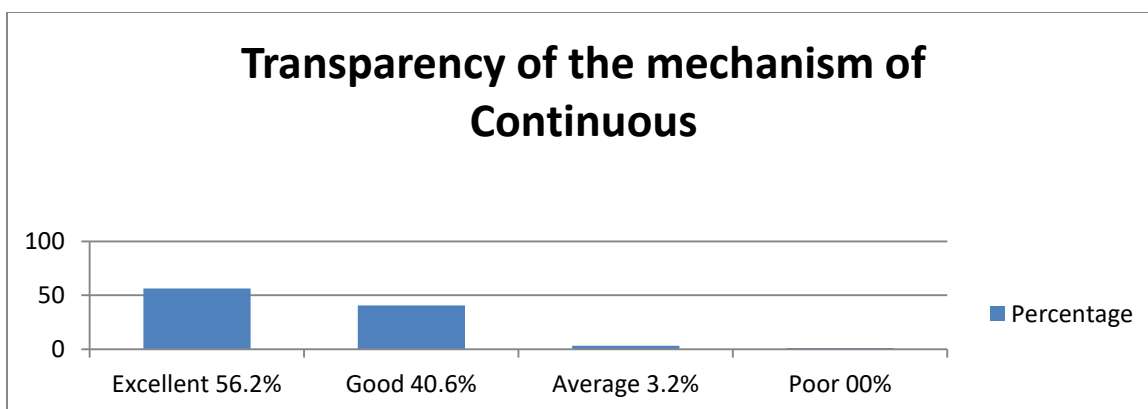
|           |       |
|-----------|-------|
| Excellent | 64.2% |
| Good      | 26.8% |
| Average   | 8%    |
| Poor      | 01%   |



### Q9. Transparency of the mechanism of Continuous Evaluation

Responses 52

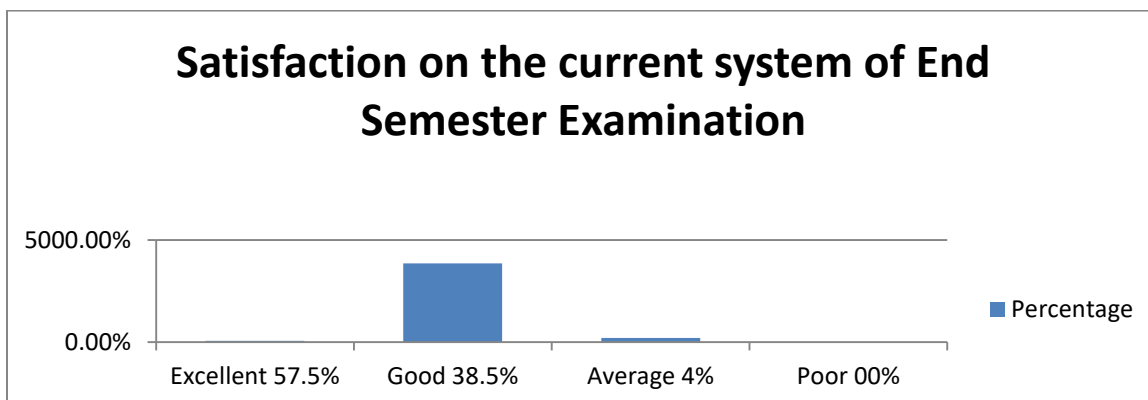
|           |      |
|-----------|------|
| Excellent | 56.2 |
| Good      | 40.6 |
| Average   | 3.2  |
| Poor      | 00   |



### Q10.Satisfaction on the current system of End Semester Examination

Responses 52

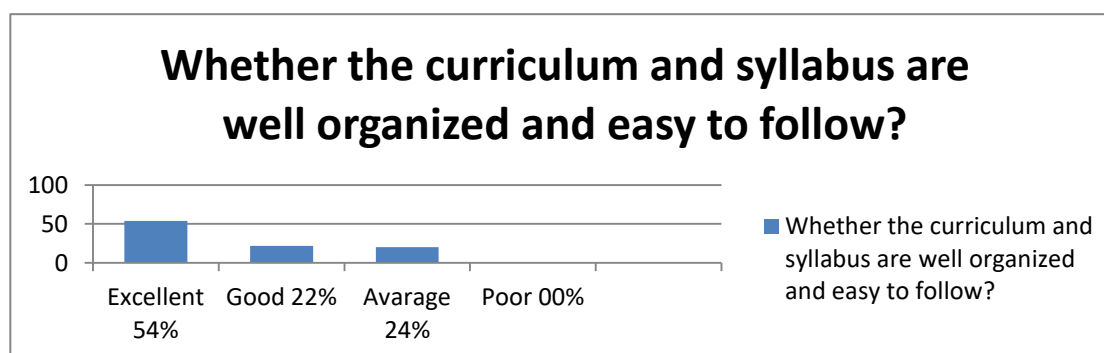
|           |       |
|-----------|-------|
| Excellent | 57.5% |
| Good      | 38.5% |
| Average   | 4%    |
| Poor      | 0%    |



## Teachers Feedback Survey 2020-21

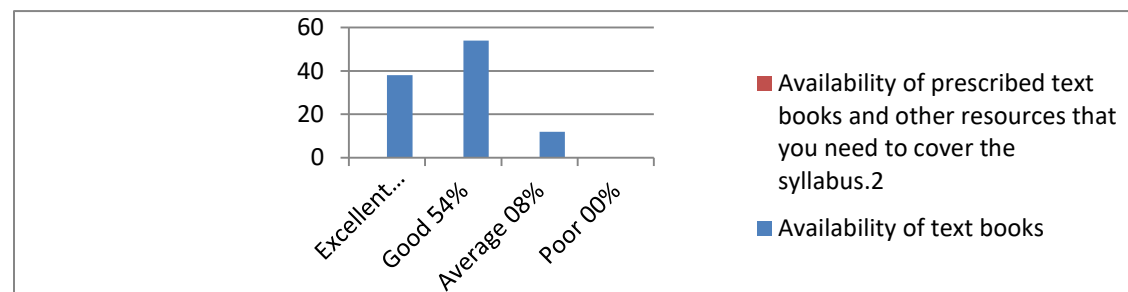
Q1. Whether the curriculum and syllabus are well organized and easy to follow?

|           |     |
|-----------|-----|
| Excellent | 54% |
| Good      | 22% |
| Average   | 24% |
| Poor      | 0%  |



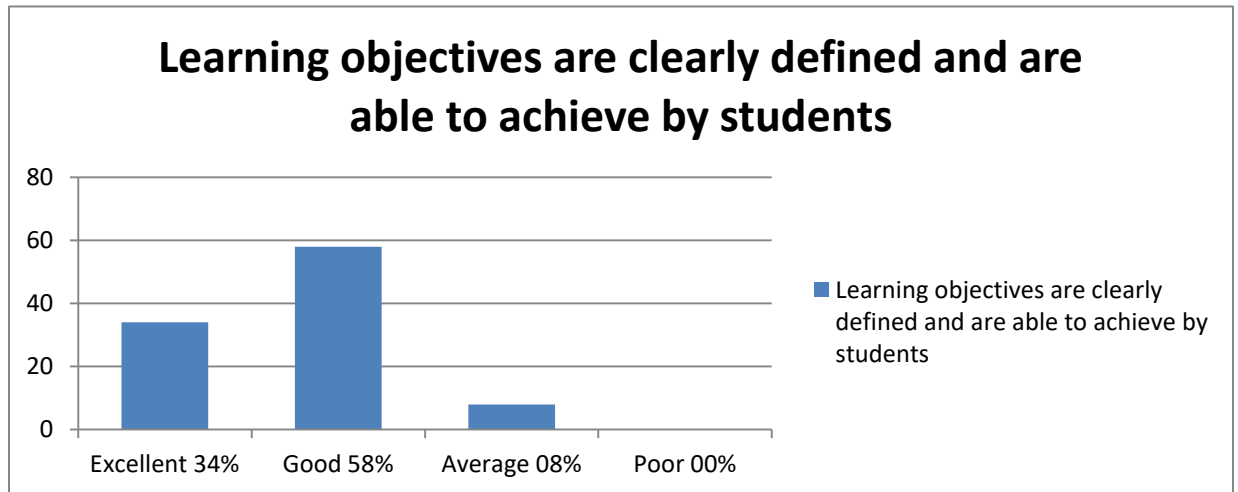
Q2. Availability of prescribed text books and other resources that you need to cover the syllabus.

|           |     |
|-----------|-----|
| Excellent | 38% |
| Good      | 54% |
| Average   | 08% |
| Poor      | 00% |



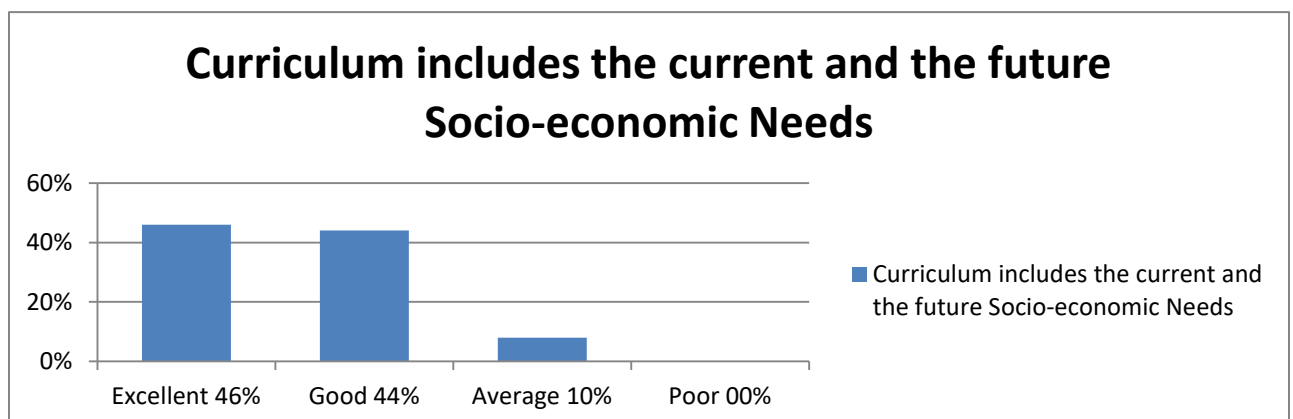
3. Learning objectives are clearly defined and are able to achieve by students.

|           |     |
|-----------|-----|
| Excellent | 34% |
| Good      | 58% |
| Average   | 08% |
| Poor      | 0%  |



4. Curriculum includes the current and the future socio-economic needs.

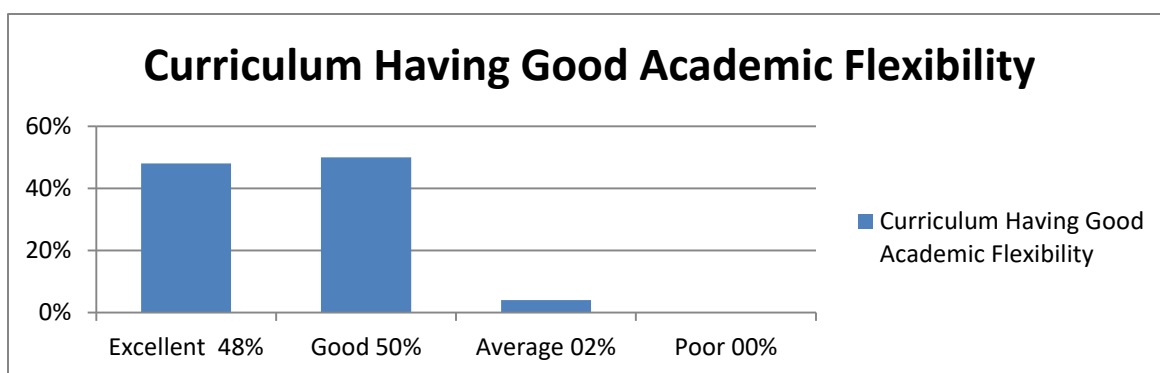
|           |     |
|-----------|-----|
| Excellent | 46% |
| Good      | 44% |
| Average   | 10% |
| Poor      | 0%  |





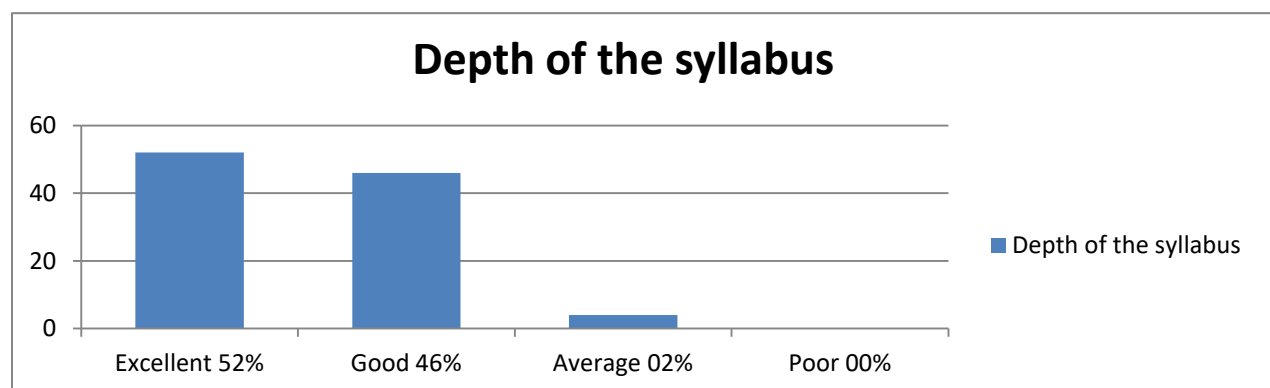
5. Curriculum having good academic flexibility.

|           |     |
|-----------|-----|
| Excellent | 48% |
| Good      | 50% |
| Average   | 02% |
| Poor      | 0%  |



6. Depth of the syllabus is sufficient for the development of skills for higher study and work in future.

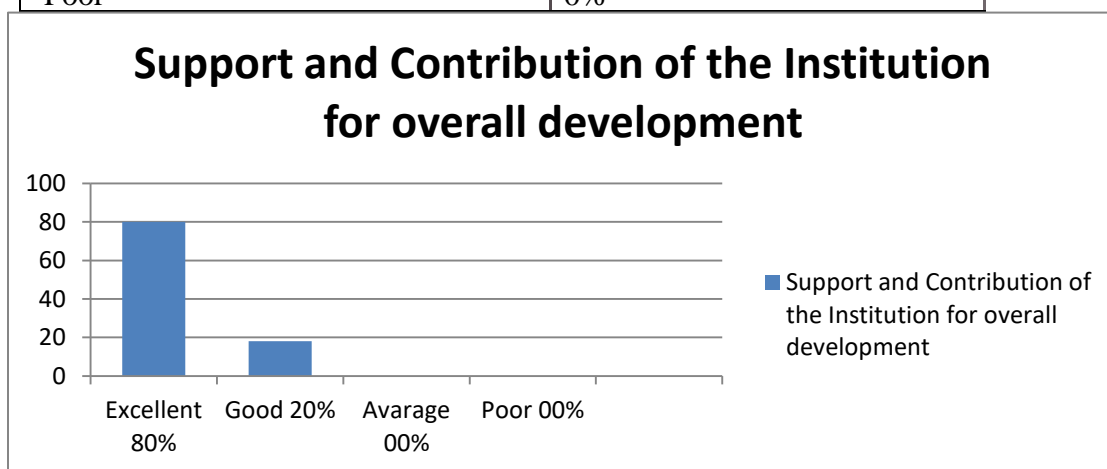
|           |     |
|-----------|-----|
| Excellent | 52% |
| Good      | 46% |
| Average   | 02% |
| Poor      | 0%  |



## **Employer Feedback Survey 2020-21**

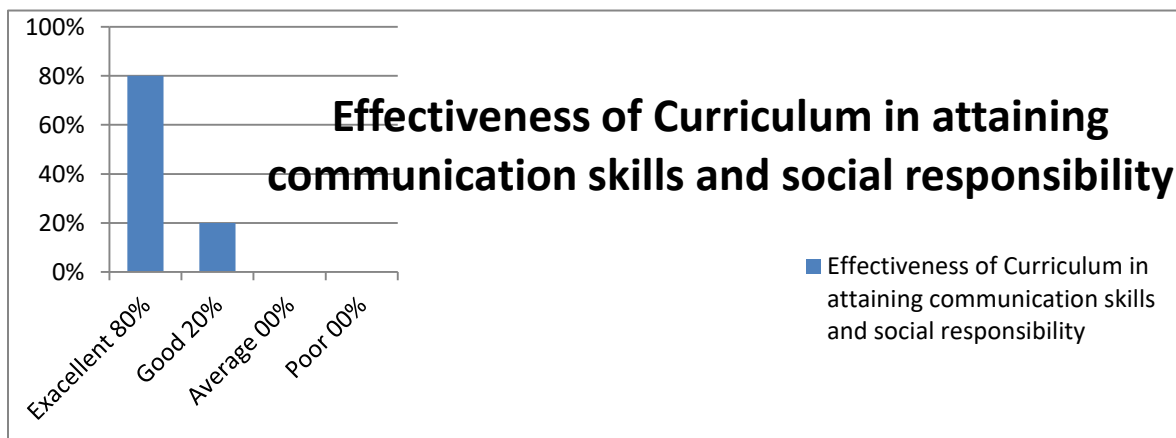
- 1) Effectiveness of Curriculum in developing Innovativeness and Creativity in Students:

|           |     |
|-----------|-----|
| Excellent | 80% |
| Good      | 20% |
| Average   | 00% |
| Poor      | 0%  |



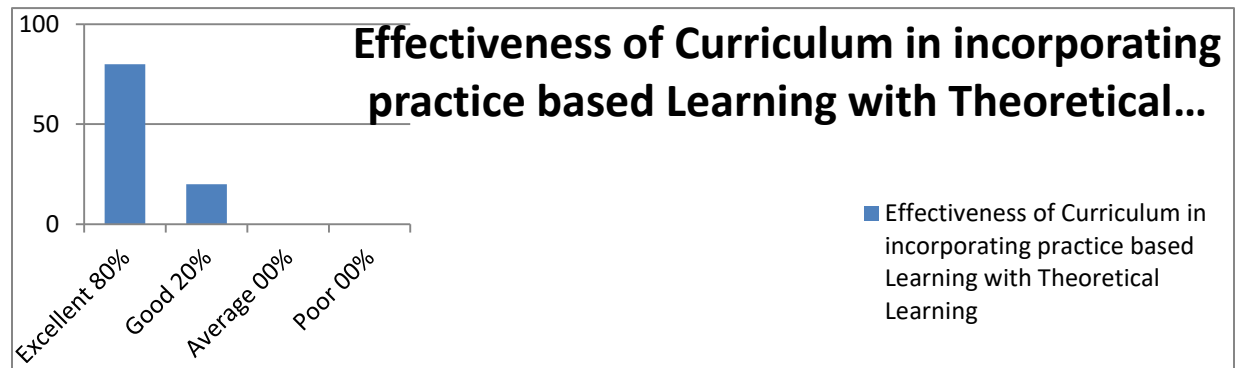
- 2) Effectiveness of Curriculum in attaining communication skills and social responsibility:

|           |     |
|-----------|-----|
| Excellent | 80% |
| Good      | 20% |
| Average   | 00% |
| Poor      | 00% |



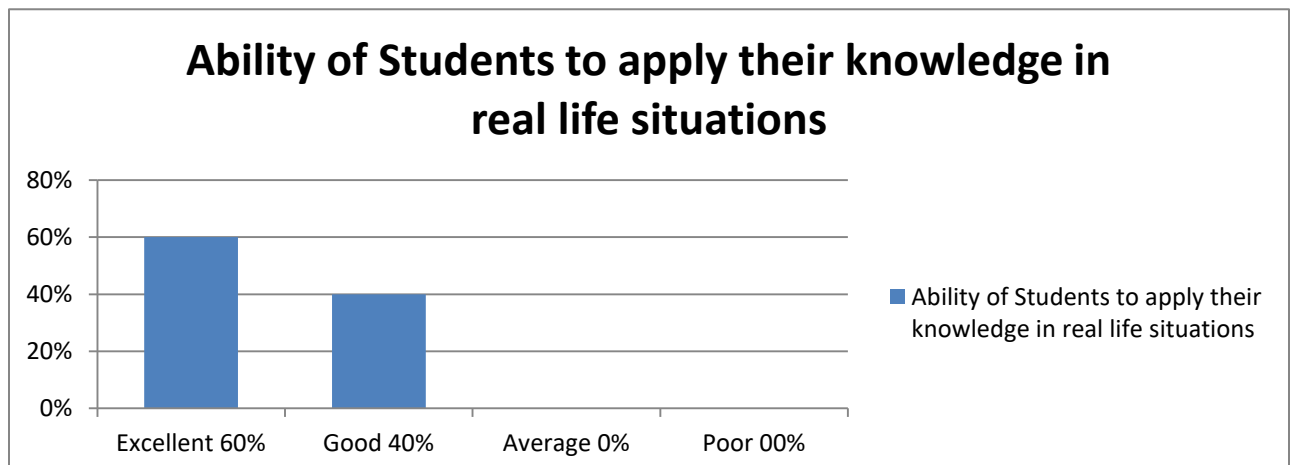
2) Effectiveness of Curriculum in incorporating practice based Learning with Theoretical Learning:

|           |     |
|-----------|-----|
| Excellent | 80% |
| Good      | 20% |
| Average   | 00% |
| Poor      | 0%  |



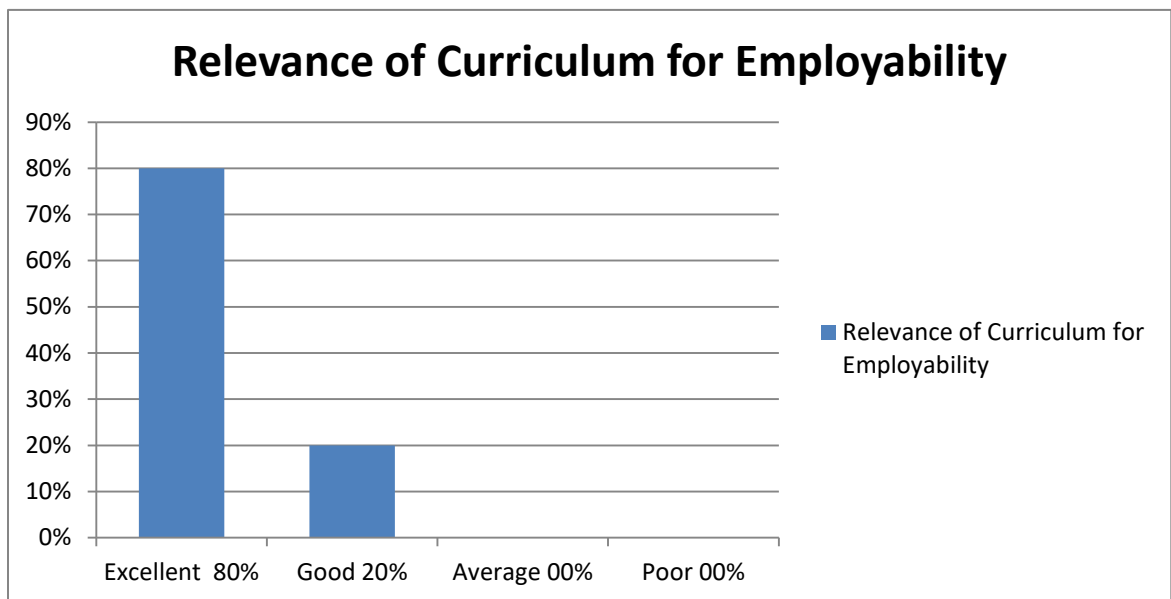
3) Ability of Students to apply their knowledge in real life situations:

|           |     |
|-----------|-----|
| Excellent | 60% |
| Good      | 40% |
| Average   | 00% |
| Poor      | 00% |



4) Relevance of Curriculum for Employability:

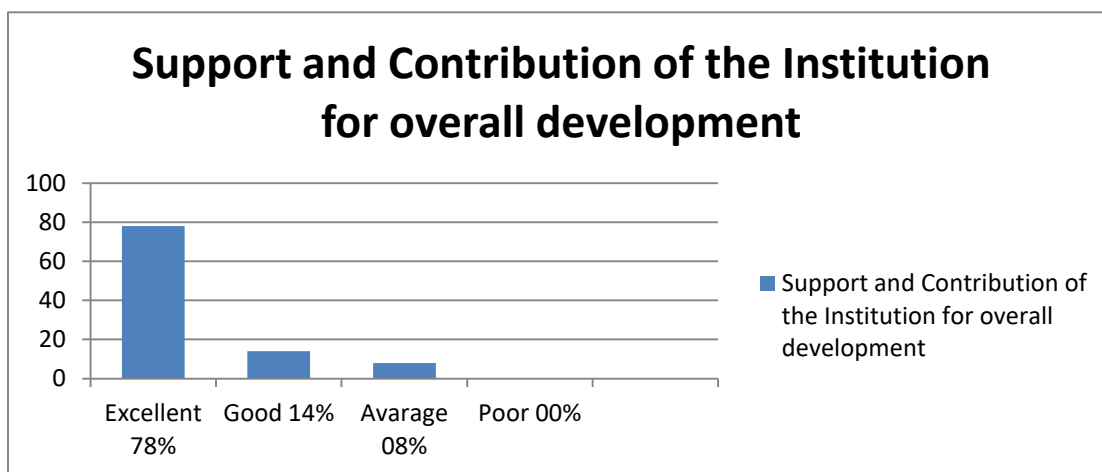
|           |     |
|-----------|-----|
| Excellent | 80% |
| Good      | 20% |
| Average   | 00% |
| Poor      | 00% |



## **Alumni Feedback Survey 2020-21**

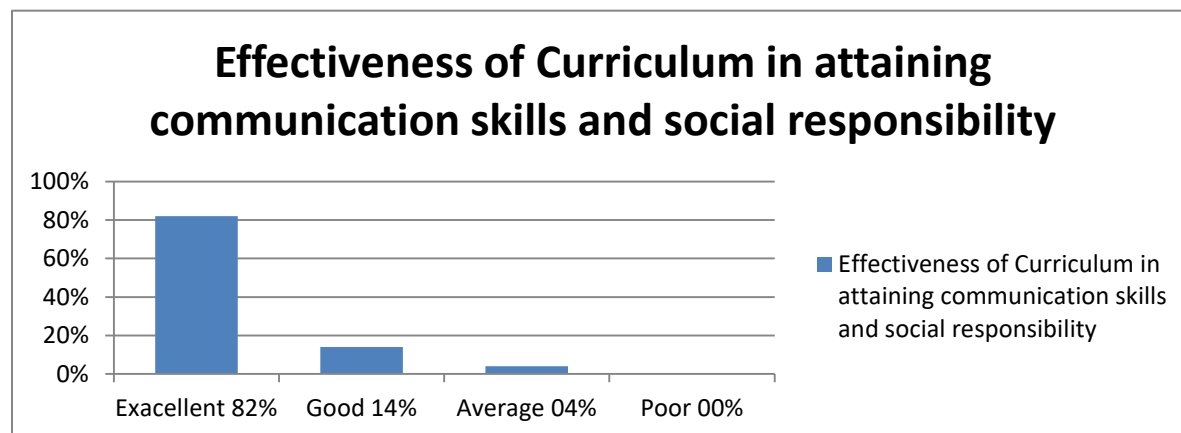
### 5) Support and Contribution of the Institution for overall development

|           |     |
|-----------|-----|
| Excellent | 78% |
| Good      | 14% |
| Average   | 08% |
| Poor      | 0%  |



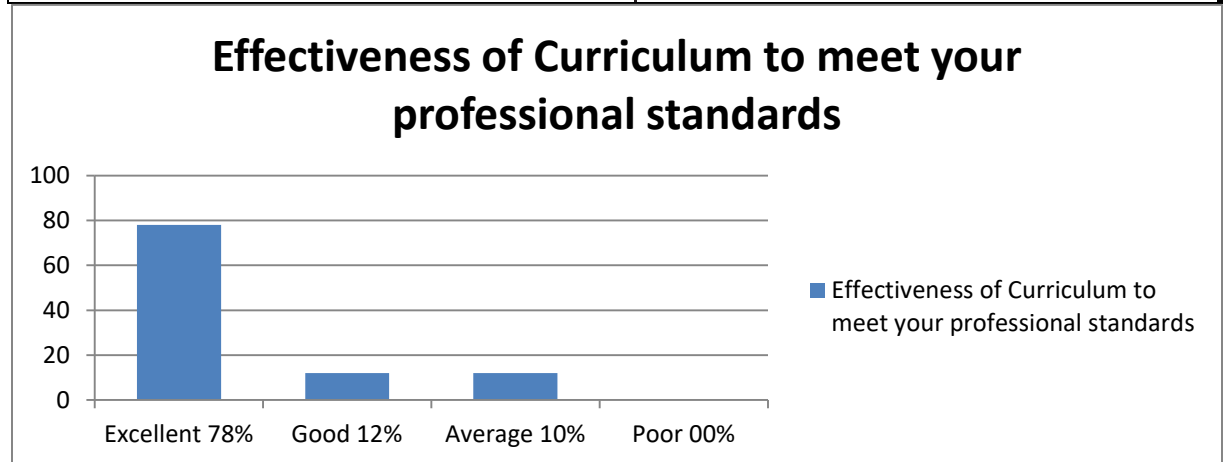
### 2) Effectiveness of Curriculum in attaining communication skills and social responsibility:

|           |     |
|-----------|-----|
| Excellent | 82% |
| Good      | 14% |
| Average   | 04% |
| Poor      | 00% |



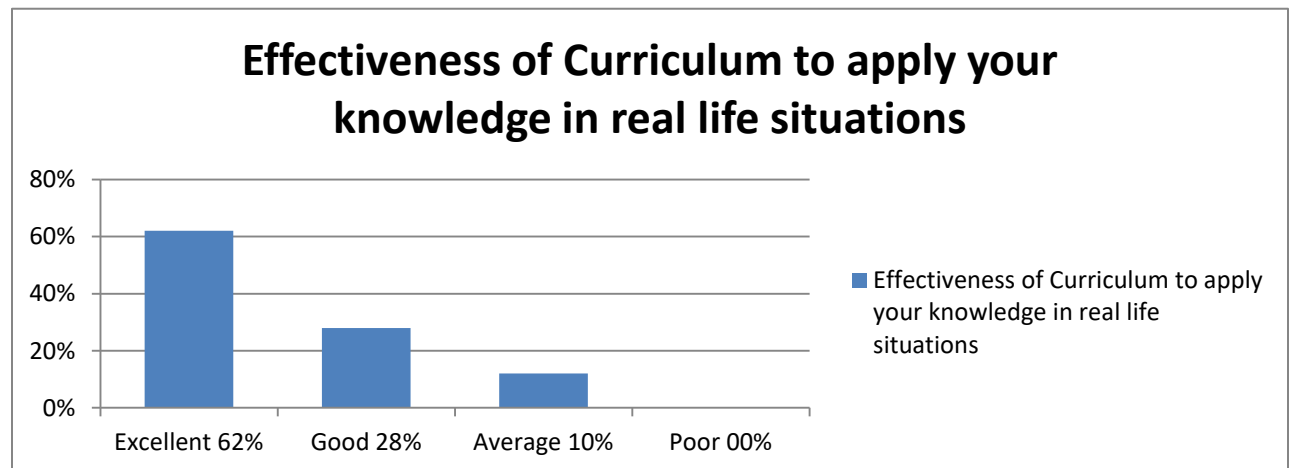
3) Effectiveness of Curriculum to meet your professional standards:

|           |     |
|-----------|-----|
| Excellent | 78% |
| Good      | 12% |
| Average   | 10% |
| Poor      | 0%  |



4) Effectiveness of Curriculum to apply your knowledge in real life situations:

|           |     |
|-----------|-----|
| Excellent | 62% |
| Good      | 28% |
| Average   | 10% |
| Poor      | 0%  |



6) Relevance of Curriculum for Employability:

|           |     |
|-----------|-----|
| Excellent | 68% |
| Good      | 18% |
| Average   | 14% |
| Poor      | 0%  |

