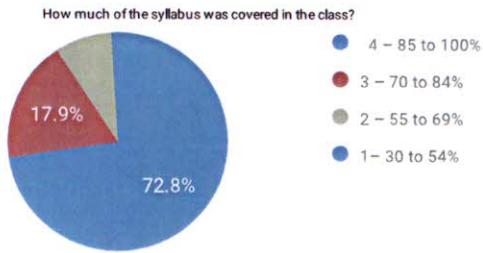


Student Satisfaction Survey on Teaching Learning Process 2019-20

Following are questions for online student satisfaction survey regarding teaching Learning process.

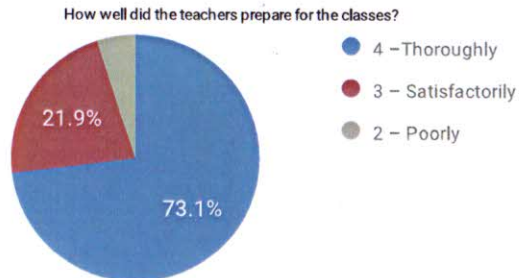
1. How much of the syllabus was covered in the class?

4 – 85 to 100%	73%
3 – 70 to 84%	18%
2 – 55 to 69%	8%
1 – 30 to 54%	1%
0 – Below 30%	0%



3. How well did the teachers prepare for the classes?

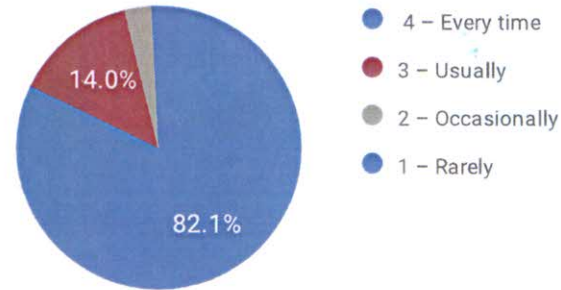
4 – Thoroughly	73%
3 – Satisfactorily	22%
2 – Poorly	5%
1 – Indifferently	0%
0 – Won't teach at all	0%



2. Your mentor does a necessary follow-up with an assigned task to you.

4 – Every time	82%
3 – Usually	14%
2 – Occasionally	3%
1 – Rarely	1%
0 – I don't have a mentor	0%

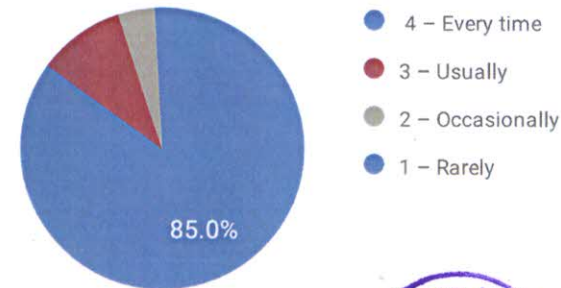
Your mentor does a necessary follow-up with an assigned task to you.



4. The teachers illustrate the concepts through examples and applications.

4 – Every time	85%
3 – Usually	10%
2 – Occasionally	4%
1 – Rarely	1%
0 – Never	0%

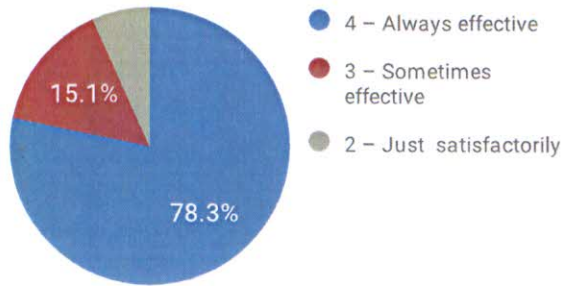
The teachers illustrate the concepts through examples and applications.



5. How well were the teachers able to communicate?

4 – Always effective	78%
3 – Sometimes effective	15%
2 – Just satisfactorily	7%
1 – Generally ineffective	0%
0 – Very poor communication	0%

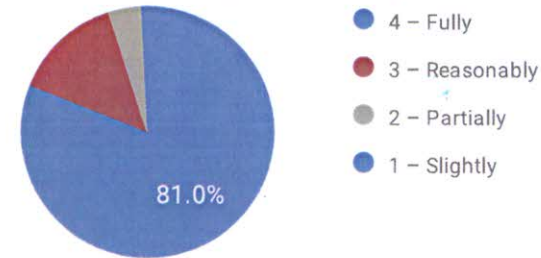
How well were the teachers able to communicate?



6. The teachers identify your strengths and encourage you with providing right level of challenges.

4 – Fully	81%
3 – Reasonably	14%
2 – Partially	4%
1 – Slightly	1%
0 – Unable to	0%

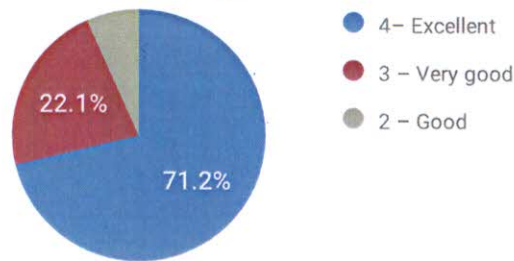
The teachers identify your strengths and encourage you with providing right level of challenges.



7. The teacher's approach to teaching can best be described as

4 – Excellent	71%
3 – Very good	22%
2 – Good	7%
1 – Fair	0%
0 – Poor	0%

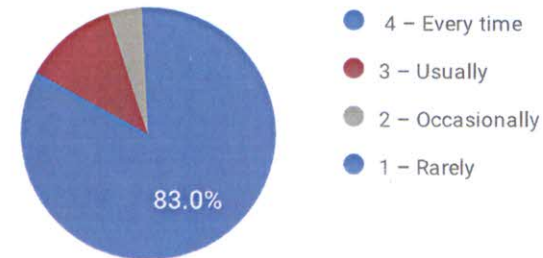
The teacher's approach to teaching can best be described as



8. Teachers are able to identify your weaknesses and help you to overcome them.

4 – Every time	83%
3 – Usually	12%
2 – Occasionally	4%
1 – Rarely	1%
0 – Never	0%

Teachers are able to identify your weaknesses and help you to overcome them.



9. Fairness of the internal evaluation process by the teachers.

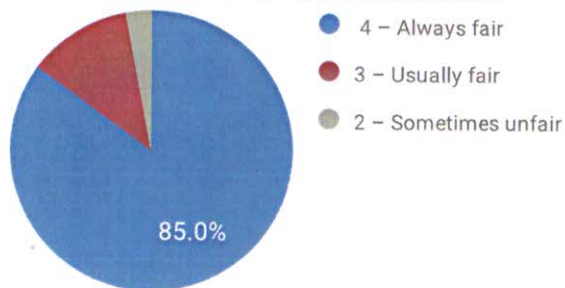
4 – Always fair	85%
3 – Usually fair	12%
2 – Sometimes unfair	3%

10. The institution makes effort to engage students in the monitoring, review and continuous quality improvement



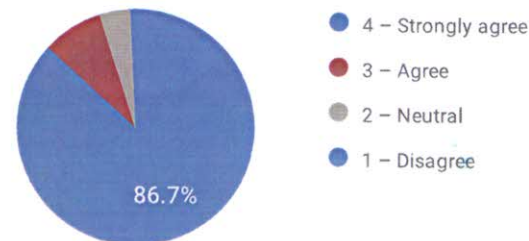
1 – Usually unfair	0%
0– Unfair	0%

Fairness of the internal evaluation process by the teachers.



4 – Strongly agree	87%
3 – Agree	8%
2 – Neutral	4%
1 – Disagree	1%
0 – Strongly disagree	0%

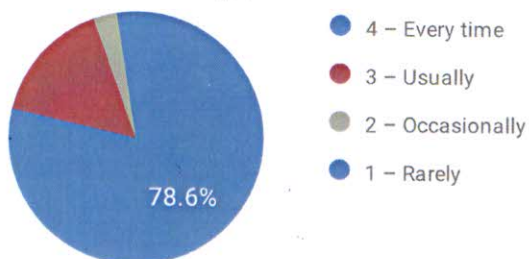
The institution makes effort to engage students in the monitoring, review and continuous quality improvement of th...



11. Was your performance in assignments discussed with you?

4 – Every time	79%
3 – Usually	16%
2 – Occasionally	3%
1 – Rarely	3%
0 – Never	0%


Was your performance in assignments discussed with you?



12. The institute/ teachers use student centric methods, such as experiential learning, participative learning and...

4 – To a great extent	84%
3 – Moderate	11%
1 – Very little	4%
2 – Some what	1%
0 – Not at all	0%

The institute/ teachers use student centric methods, such as experiential learning, participative learning and problem solv...



13. The institute takes active interest in promoting internship, student exchange, field visit opportunities for students.

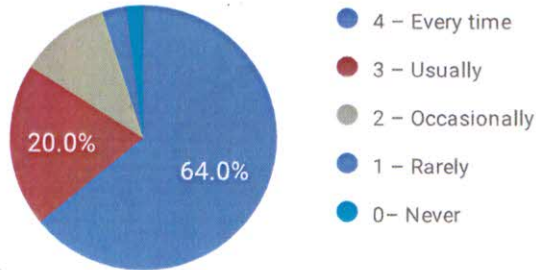
4 – Every time	64%
3 – Usually	20%
2 – Occasionally	11%
1 – Rarely	3%
0 – Never	2%

14. Efforts are made by the institute/ teachers to inculcate soft skills, life skills and employability skills to make

4 – To a great extent	86%
3 – Moderate	10%

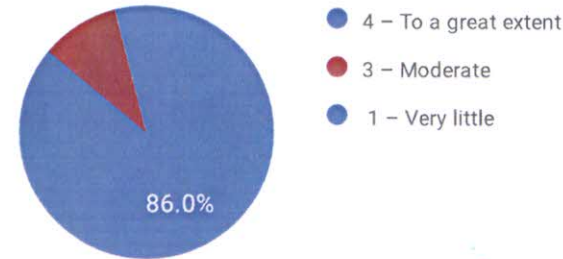


The institute takes active interest in pr...



2 - Some what	0%
1 - Very little	4%
0 - Not at all	0%

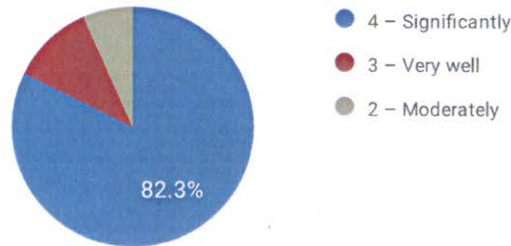
Efforts are made by the institute/ teachers to inculcate soft skills, life skills and employability skills to make you ready f...



15. The teaching and mentoring process in your institution facilitates you in cognitive, social and emotional growth.

4 - Significantly	82%
3 - Very well	11%
2 - Moderately	7%
1 - Marginally	0%
0 - Not at all	0%

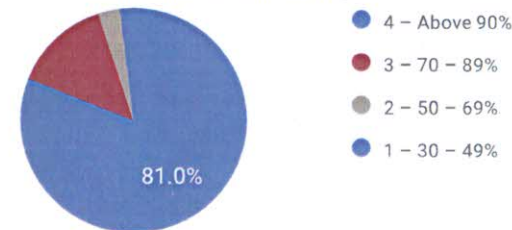
The teaching and mentoring process in your institution facilitates you in cognitive, social and emotional growth.



16. What percentage of teachers use ICT tools such as LCD projector, Multimedia, etc. while teaching.

4 - Above 90%	81%
3 - 70 - 89%	14%
2 - 50 - 69%	3%
1 - 30 - 49%	2%
0 - Below 29%	0%

What percentage of teachers use ICT tools such as LCD projector, Multimedia, etc. while teaching.



17. The institution provides multiple opportunities to learn and grow.

4 - Strongly agree	81%
3 - Agree	12%
2 - Neutral	7%
1 - Disagree	0%
0 - Strongly disagree	0%

The institution provides multiple opportunities to learn and grow.

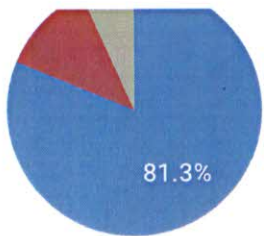


18. The overall quality of teaching-learning process in your institute is very good.

4 - Strongly agree	82%
3 - Agree	12%
2 - Neutral	6%
1 - Disagree	0%
0 - Strongly disagree	0%

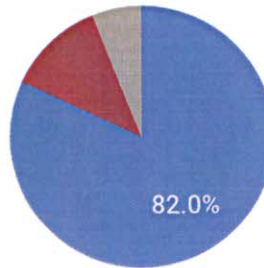
The overall quality of teaching-learning process in your institute is very





- 3 - Agree
- 2 - Neutral

The overall quality of teaching learning process in your institute is very good.

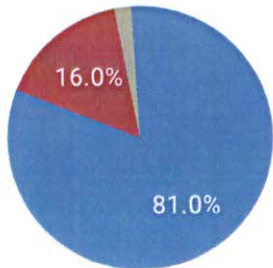


- 4 - Strongly agree
- 3 - Agree
- 2 - Neutral

20. Teachers inform you about your expected competencies, course outcomes and programme outcomes.

4 - Every time	81%
3 - Usually	16%
2 - Occasionally	2%
1 - Rarely	1%
0 - Never	0%

Teachers inform you about your expected...



- 4 - Every time
- 3 - Usually
- 2 - Occasionally
- 1 - Rarely



[Handwritten Signature]

PRINCIPAL
 Navjeevan Law College
 Cidco, Nashik - 422008