

Navjeevan Education Society's
NAVJEEVAN LAW COLLEGE
 Shivshakti Chwk, 4th Scheme, CIDCO, Nashik-422008
 Phone No. :- 0253-2372157, 2379751

Website:- www.navjeevanlawcollege.com Email:-nav.lawcollege@gmail.com

Student Satisfaction Survey on Teaching Learning Process 2020-21

Following are questions for online student satisfaction survey regarding teaching Learning process.

1. How much of the syllabus was covered in the class?

4 – 85 to 100%	90%
3 – 70 to 84%	6%
2 – 55 to 69%	3%
1– 30 to 54%	1%
0 –Below 30%	0%

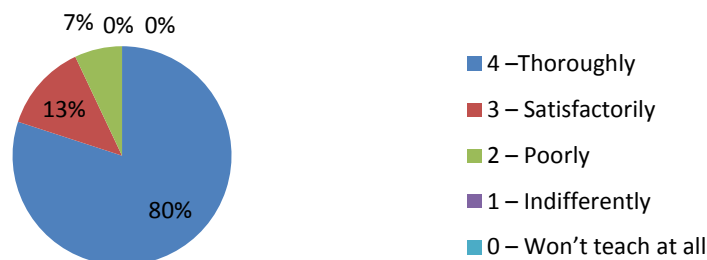
How much of the syllabus was covered in the class?



2. How well did the teachers prepare for the classes?

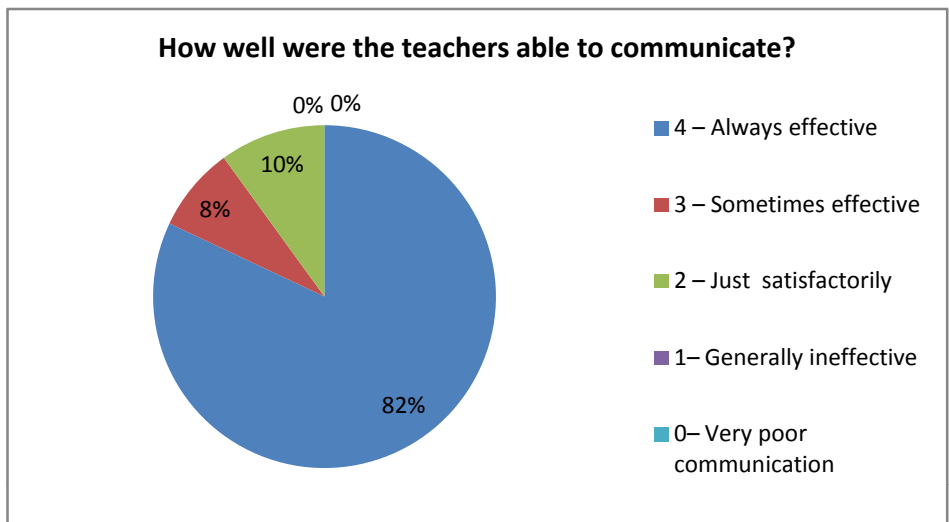
4 –Thoroughly	80%
3 – Satisfactorily	13%
2 – Poorly	7%
1 – Indifferently	0%
0 – Won't teach at all	0%

How well did the teachers prepare for the classes?



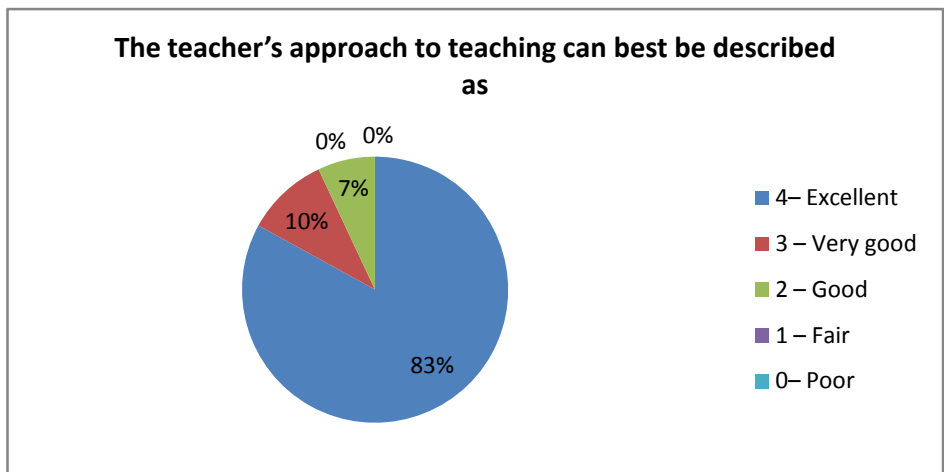
3. How well were the teachers able to communicate?

4 – Always effective	82%
3 – Sometimes effective	8%
2 – Just satisfactorily	10%
1– Generally ineffective	0%
0– Very poor communic	0%



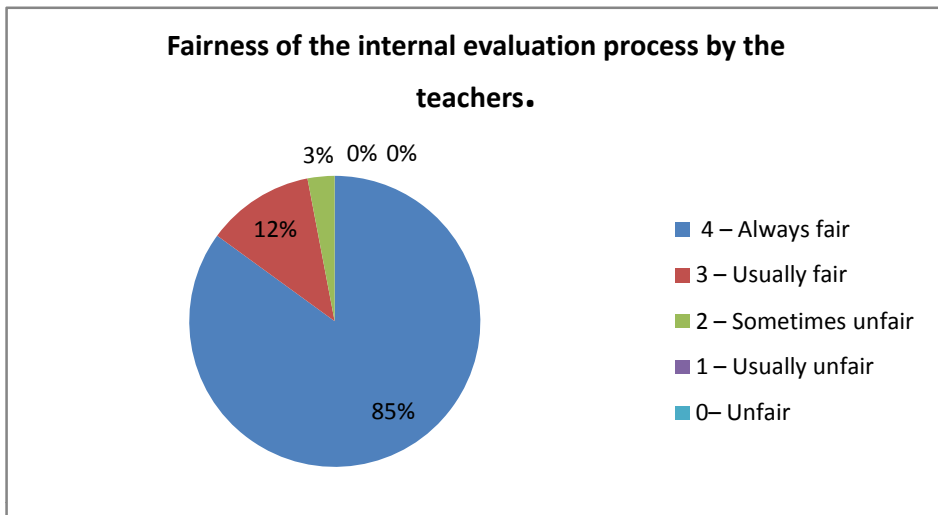
4. The teacher’s approach to teaching can best be described as

4– Excellent	83%
3 – Very good	10%
2 – Good	7%
1 – Fair	0%
0– Poor	0%



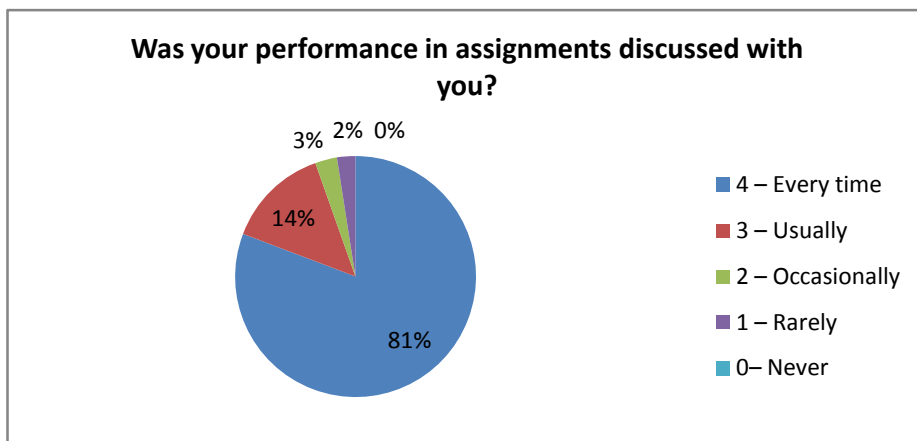
5. Fairness of the internal evaluation process by the teachers.

4 – Always fair	85%
3 – Usually fair	12%
2 – Sometimes unfair	3%
1 – Usually unfair	0%
0– Unfair	0%



6. Was your performance in assignments discussed with you?

4 – Every time	82%
3 – Usually	14%
2 – Occasionally	3%
1 – Rarely	3%
0– Never	0%



7. The institute takes active interest in promoting internship, student exchange, field visit opportunities for students.

4 – Every time	84%
3 – Usually	11%
2 – Occasionally	5%
1 – Rarely	0%
0– Never	0%

The institute takes active interest in promoting internship, student exchange, field visit opportunities for...



8. The teaching and mentoring process in your institution facilitates you in cognitive, social and emotional growth.

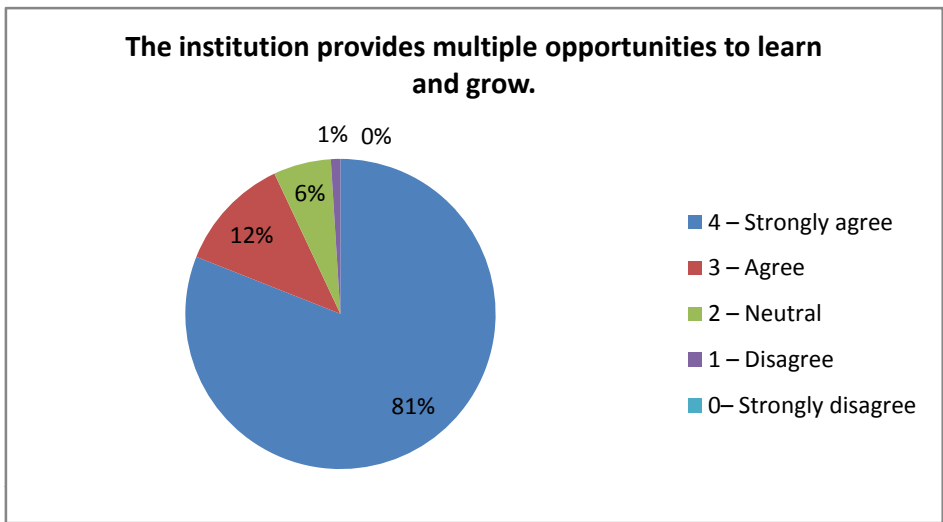
4 – Significantly	82%
3 – Very well	11%
2 – Moderately	7%
1 – Marginally	0%
0– Not at all	0%

The teaching and mentoring process in your institution facilitates you in cognitive, social and emotional growth.



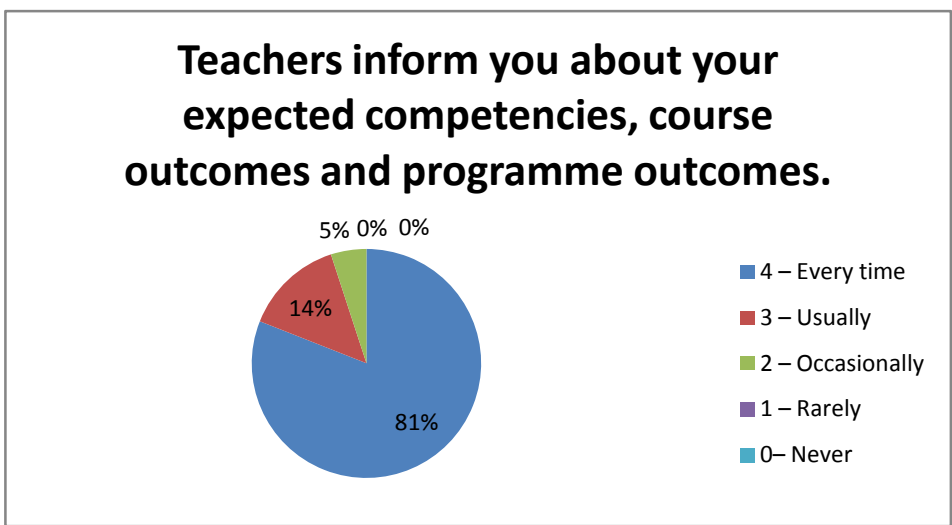
9. The institution provides multiple opportunities to learn and grow.

4 – Strongly agree	81%
3 – Agree	12%
2 – Neutral	6%
1 – Disagree	1%
0– Strongly disagree	0%



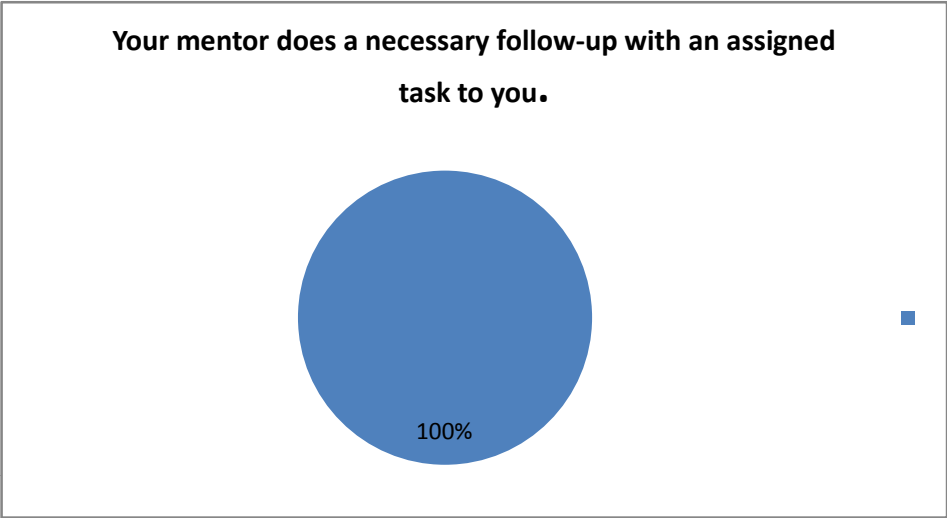
10. Teachers inform you about your expected competencies, course outcomes and programme outcomes.

4 – Every time	81%
3 – Usually	14%
2 – Occasionally	5%
1 – Rarely	0%
0– Never	0%



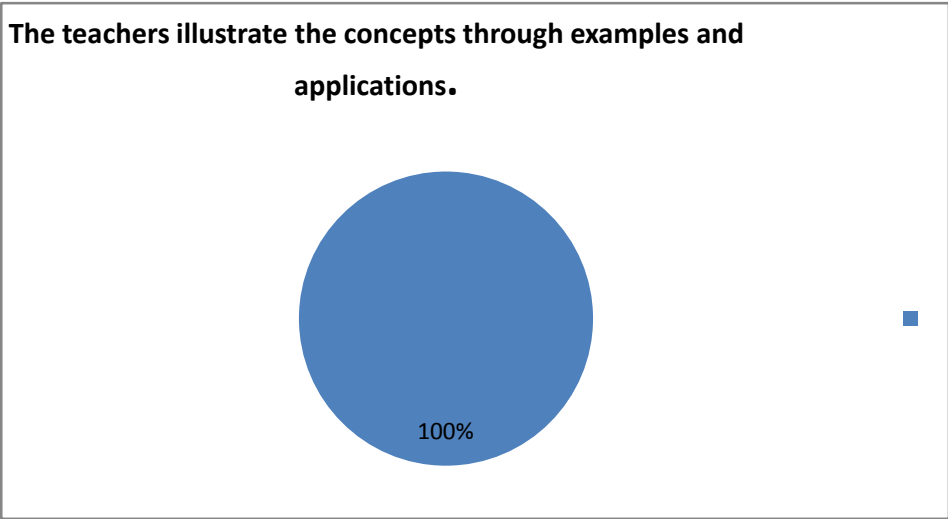
11. Your mentor does a necessary follow-up with an assigned task to you.

4 – Every time	80%
3 – Usually	14%
2 – Occasionally	5%
1 – Rarely	0%
0 – I don't have a mento	0%



12. The teachers illustrate the concepts through examples and applications.

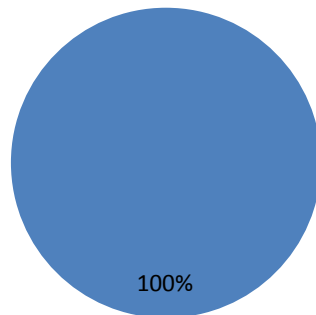
4 – Every time	87%
3 – Usually	12%
2 – Occasionally	1%
1 – Rarely	0%
0 – Never	0%



13. The teachers identify your strengths and encourage you with providing right level of challenges.

4 – Fully	83%
3 – Reasonably	14%
2 – Partially	3%
1 – Slightly	0%
0 – Unable to	0%

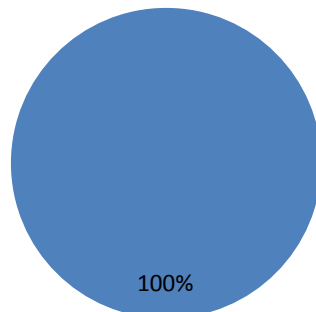
The teachers identify your strengths and encourage you with providing right level of challenges.



14. Teachers are able to identify your weaknesses and help you to overcome them.

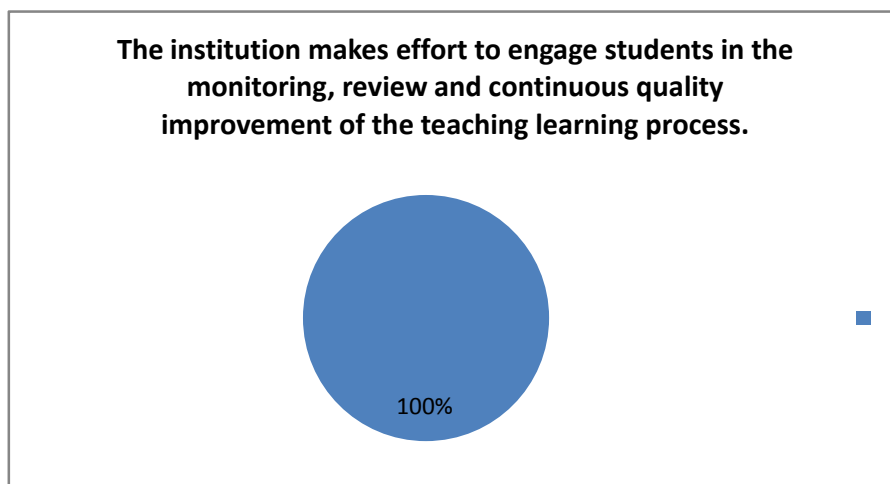
4 – Every time	83%
3 – Usually	10%
2 – Occasionally	6%
1 – Rarely	1%
0 – Never	0%

Teachers are able to identify your weaknesses and help you to overcome them.



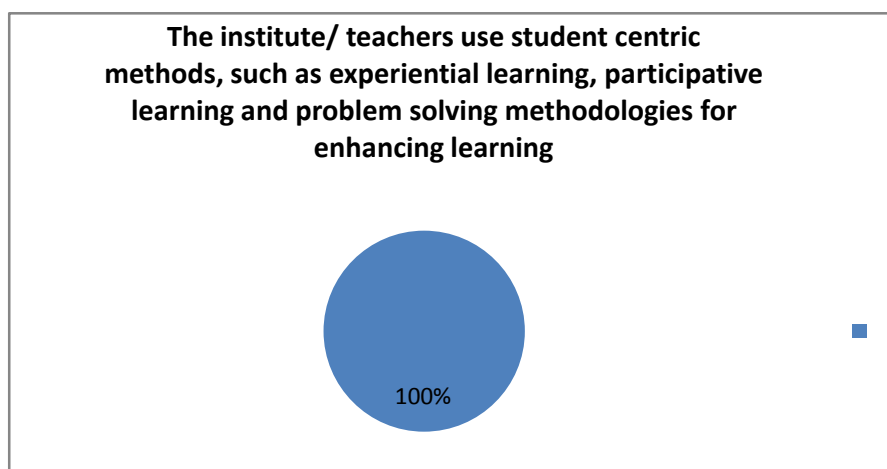
15. The institution makes effort to engage students in the monitoring, review and continuous quality improvement of the teaching learning process.

4 – Strongly agree	87%
3 – Agree	8%
2 – Neutral	4%
1 – Disagree	1%
0 – Strongly disagree	0%



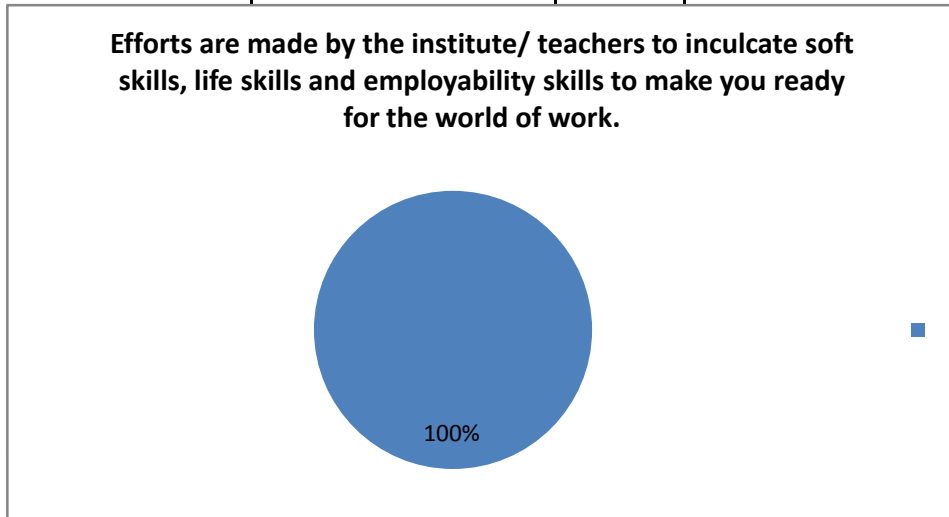
16. The institute/ teachers use student centric methods, such as experiential learning, participative learning and problem solving methodologies for enhancing learning

4 – To a great extent	84%
3 – Moderate	11%
1 – Very little	4%
2 – Some what	1%
0 – Not at all	0%



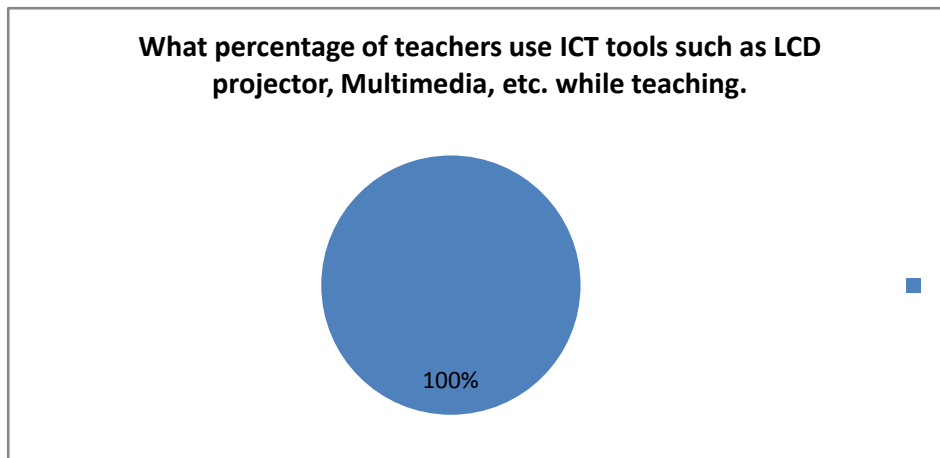
18. Efforts are made by the institute/ teachers to inculcate soft skills, life skills and employability skills to make you ready for the world of work.

4 – To a great extent	87%
3 – Moderate	9%
2 – Some what	4%
1 – Very little	0%
0 – Not at all	0%



19. What percentage of teachers use ICT tools such as LCD projector, Multimedia, etc. while teaching.

4 – Above 90%	83%
3 – 70 – 89%	14%
2 – 50 – 69%	2%
1 – 30 – 49%	0%
0 – Below 29%	0%



20. The overall quality of teaching-learning process in your institute is very good.

4 – Strongly agree	84%
3 – Agree	12%
2 – Neutral	4%
1 – Disagree	0%
0– Strongly disagree	0%

